

DATOS DEL ALUMNO			FIRMA
APELLIDOS:			
Nombre:	D.N.I./ N.I.E.	Fecha:	


Código del ciclo: IMSS05	Denominación completa del título: Iluminación, Captación y Tratamiento de la Imagen
Clave o código del módulo: CM14	Denominación completa del módulo profesional: Inglés Técnico para Grado Superior


INSTRUCCIONES GENERALES PARA LA REALIZACIÓN DE LA PRUEBA
<ul style="list-style-type: none"> - Cumplimentar los datos del aspirante antes del examen y firmar en todas las hojas que se entreguen. - Tener disponible el DNI o documento identificativo equivalente en la mesa. - Señalar y escribir con tinta indeleble, que no sea roja, las respuestas y su desarrollo. - Si se ha de rectificar una respuesta, trazar un aspa o tachar con una línea horizontal. No utilizar líquido corrector (Tippex). - Utilizar solamente el papel facilitado por el examinador (con el sello y formato correspondiente). - No utilizar material de consulta.
CRITERIOS DE CALIFICACIÓN Y VALORACIÓN
<ul style="list-style-type: none"> - En cada pregunta se indica el valor de cada una de las respuestas. - No hay penalizaciones por respuestas incorrectas. - Los vídeos de las preguntas 5 y 6 se reproducirán un total de tres veces con la opción de una más si los alumnos lo solicitan. - Después de la prueba escrita, los alumnos se organizarán por parejas para interactuar con el profesor en la parte oral del ejercicio. En esta se valorarán las frases introductorias, el contenido, el vocabulario, la pronunciación y la gramática.

CALIFICACIÓN	
Written: /100
Oral: /100
80%Written	_____
20% Oral	_____
Total	_____

DATOS DEL ALUMNO			FIRMA
APELLIDOS:			
Nombre:	D.N.I./ N.I.E	Fecha:	

1 – Name these shots giving the three indicated characteristics (2 points each characteristic, Total 12)

1		
		
Size / Distance	Vertical Angle	Horizontal Angle

2		
		
Size / Distance	Vertical Angle	Horizontal Angle

DATOS DEL ALUMNO			FIRMA
APELLIDOS:			
Nombre:	D.N.I./ N.I.E	Fecha:	

2 – Name the members of a film crew that are spoken about in these sentences (2 points per answer, Total 8)

1 – I am in charge of making sure that the film's production schedule goes as it was planned and that the daily production schedule is prepared.	
2 – I make decisions about the situation of the lights, the type of filming and lighting equipment we are going to use and the type of image we are going to create.	
3 –After filming is finished, I sit with the director to select the best shots and to put them in the best order to create the sequences.	
4 –I record special sounds that imitate reality in a studio.	

3 – Write short answers (20-25 words) to these questions (4 points for answer, Total 12)

1 – What is "motivated lighting"?

2 – What is the difference between "high key" and "low key"?

3 –Name and explain briefly the "three points" in "Three-point lighting"

DATOS DEL ALUMNO			FIRMA
APELLIDOS:			
Nombre:	D.N.I./ N.I.E	Fecha:	

4 –Choose two of these aspects of each photographs to write two 10-15-word comments about them, with the possibility of repeating one aspect for both photos (3 points per aspect, total 12)

ISO	Shutter speed	Composition
Focal distance	Aperture	Depth of field

a)	b)
	

Photo	Concept	Comment
a)		
b)		

DATOS DEL ALUMNO			FIRMA
APELLIDOS:			
Nombre:	D.N.I./ N.I.E	Fecha:	

5 – Name a CAMERA MOVEMENT (including direction) that appears in each of these video fragments, write a short definition of it (10 words min) and include a description of what happens on screen (10 words min). Don't repeat (1 point for name, 2 for definition, 2 for description, Total 10)


1	Name
	Definition
	Action description
2	Name
	Definition
	Action description

6 – Name an EDITING TECHNIQUE that appears in each of these video fragments, write a short definition of it (10 words min) and include a description of what happens on screen (10 words min). Don't repeat (1 point for name, 2 for definition, 2 for description, Total 10)

1	Name
	Definition
	Action description
2	Name
	Definition
	Action description

DATOS DEL ALUMNO			FIRMA
APELLIDOS:			
Nombre:	D.N.I./ N.I.E	Fecha:	

7 – Name these tools from the Photoshop program (2 points name, Total 10)



8 - Name the characteristics of the shots you would use to tell visually these situations, always Including a camera movement (2 points per characteristic, total 16)

A – A fighter is looking in the direction of another fighter that is directly in front of him. We see a furious expression in his eyes and that his face is full of cuts and blood. We follow the direction of the fighter's look and we arrive at the other fighter's face.

Size / distance	Vertical angle	Horizontal angle	Movement

B –The protagonist runs to escape the vampire that is chasing her. We can see her scared face, how much effort she is making to run, and we can also see the vampire flying behind her.

Size / distance	Vertical angle	Horizontal angle	Movement

DATOS DEL ALUMNO			FIRMA
APELLIDOS:			
Nombre:	D.N.I./ N.I.E	Fecha:	

9 - Match each of the numbered beginnings with the letter of its continuation and one of the words of the table and define in 15-20 words an extra element not used in the answers (1 point each partial answer, with letter or word, 2 points total answer with both, always with reference to the number, 3 points max for definition, Total 11)

Barndoors	Cyclorama	Diffusion	Downlighting	Followspot
Fresnel	Gel	Gobo	Highlight	Wash

1	When you affix metal flaps to the front of a stage light	a	to be able to respond to their movements in real time
2	When you use an opaque circle with specially cut shapes	b	to project pictures or patterns made of light
3	When you use accenting on a particular area of the stage	c	to shape the light and create hard-edged shadows
4	When performers move around onstage you operate this instrument,	d	to guide the audience's look to the relevant events or elements of a scene

1		
2		
3		
4		

--	--

