



Comunidad  
de Madrid

CONSEJERÍA DE ECONOMÍA,  
HACIENDA Y EMPLEO

# INVESTOR PRESENTATION



November 2024

## **TABLE OF CONTENTS**

**I . MACRO OUTLOOK AND FORECASTS 2023-2024**

**II. FUNDING PROFILE AND STRATEGY**

**III. SUSTAINABLE FINANCE 2024. IMPACT  
REPORT 2023.**

**IV. 2023 GREEN FINANCING REPORT**





Comunidad  
de Madrid

CONSEJERÍA DE ECONOMÍA,  
HACIENDA Y EMPLEO

# I. MACRO OUTLOOK AND FORECASTS 2023-2024



# Community of Madrid key figures

↑ GDP pc 2022\*  
**38,346 (Madrid)**  
28,276 (Spain)

\* Latest official data available

↑ Average annual population growth (2014-2024)  
**+1.0% (Madrid)**  
+0.5%(Spain)

↑ Company stock 2023  
**607,476 +8.7% YoY (Madrid)**  
3,893,239 +13.5% YoY (Spain)

↓ CPI data (sep- 2024)  
**+1,5% YoY (Madrid)**  
+1,5% YoY (Spain)

↓ Unemployment rate (2024 3Q)  
**9.7% (Madrid)**  
11.2% (Spain)

↑ ICTs Service 2023  
Region best positioned in advanced digital services such as Artificial Intelligence or Big Data

GDP: € 275 million (2023)  
Population: 7 million (2024)

National %:  
GDP: 19.4%.  
Population: 14.5%.



↑ R&D expenditure (2022)  
**2.1% of GDP (Madrid)**  
1.4% of GDP (Spain)

Foreign investment  
74.8% of Total Spain  
(2024 Q2)-

Source: Community of Madrid and INE

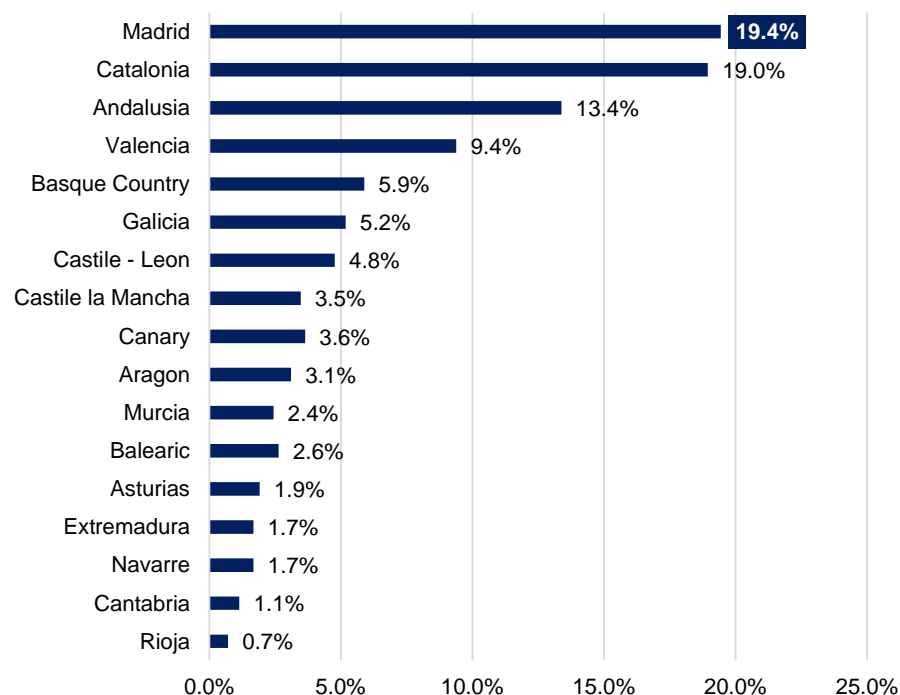




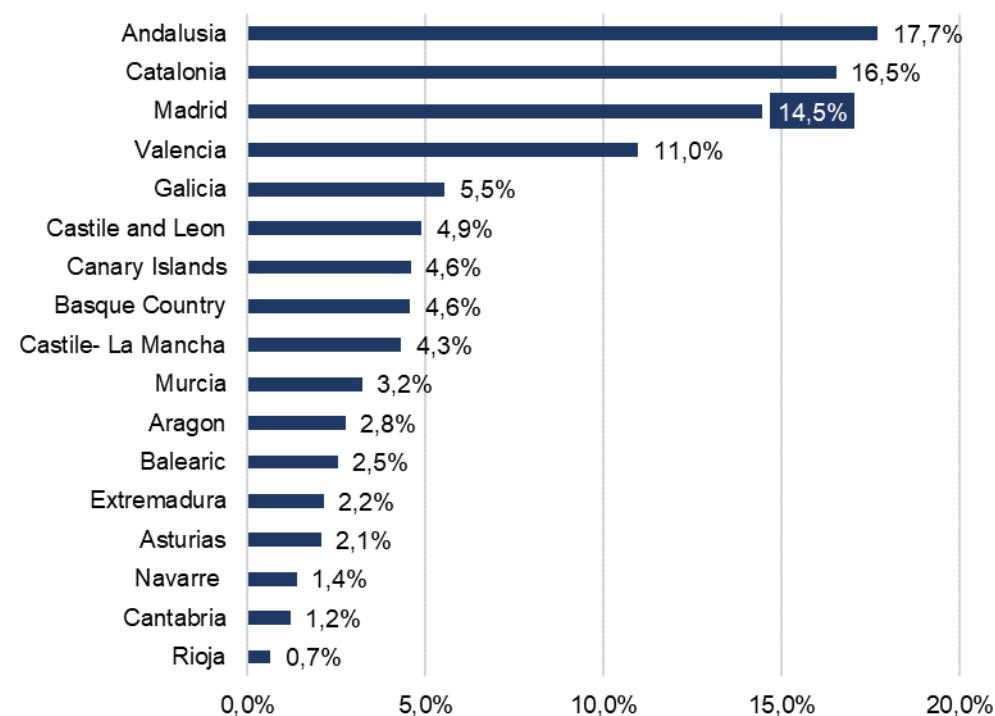
# The Community of Madrid in Spain

- The regional GDP of the Community of Madrid in 2022 managed to recover its pre-pandemic level with a growth of 7.2% YoY, while the evolution of the national economy was less positive.
- In terms of population, the Madrid Region represents 14.5% of the total population at the end of the second quarter of 2024, with a figure of 7,085,041 (out of a national total of 48,797,875).

Contribution by region to national GDP (2022)



Population distribution by Autonomous Community (2024)



# The Community of Madrid in Europe

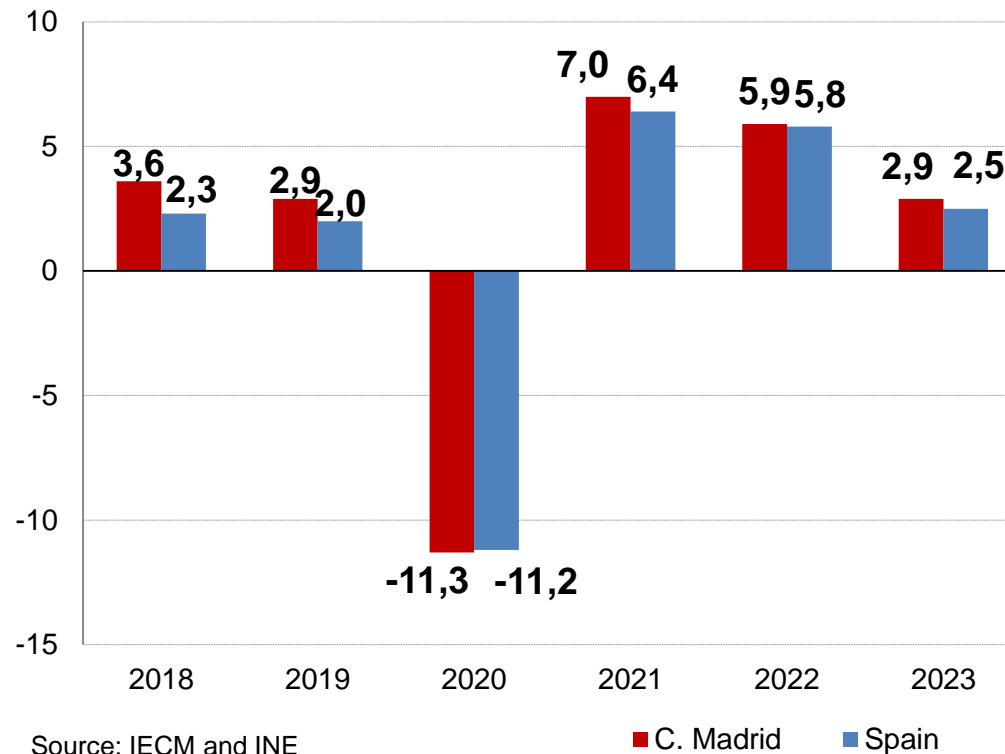
- In 2022, Madrid was the **fifth largest regional economy in the EU** and the largest in Spain.
- Madrid continues to strengthen during 2022 and 2023.

Region	País	GDP (Million €)	GDP PPP (Million €)
Ile de France	France	782.639	720.576
Lombardia	Italy	439.986	458.470
Oberbayern	Germany	320.025	286.015
Eastern and Midland	Ireland	262.768	221.032
<b>Comunidad de Madrid</b>	<b>Spain</b>	<b>261.713</b>	<b>280.645</b>
Rhône-Alpes	France	261.659	240.909
Cataluña	Spain	255.154	273.611
Düsseldorf	Germany	246.561	220.359
Stuttgart	Germany	239.471	214.022
Darmstadt	Germany	234.645	209.708
Köln	Germany	215.932	192.984
Lazio	Italy	212.911	221.856
Provence-Alpes-Côte d'Azur	France	206.744	190.349
Noord-Holland	The Netherlands	203.765	174.093
Southern	Ireland	203.606	171.268



# Madrid's economy resumes its recovery against an uncertain global backdrop

Gross Domestic Product  
Rates of change in real terms

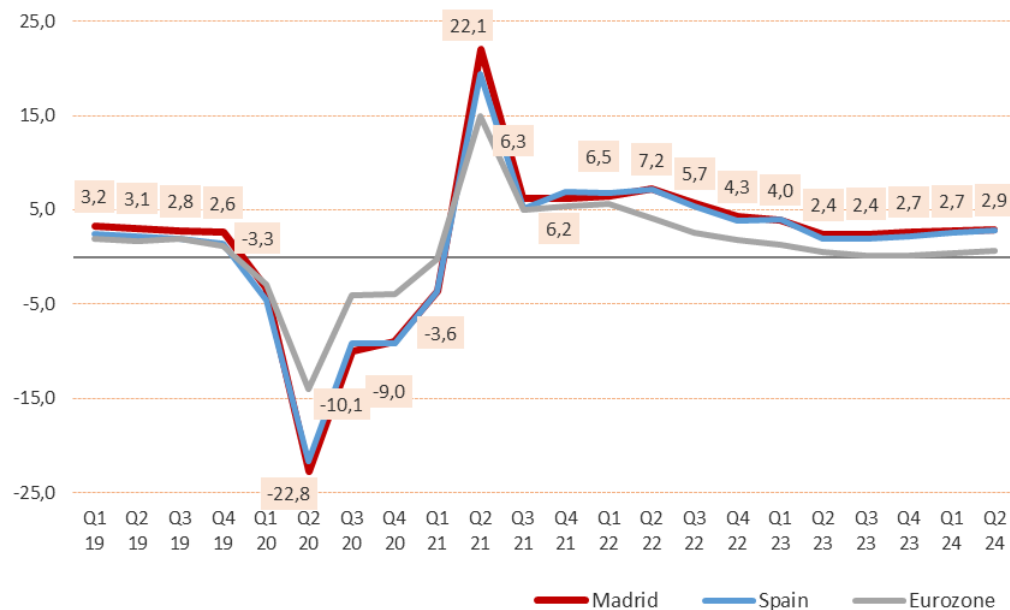


- ✓ In a context marked by inflation and uncertainty, the Madrid economy maintained its momentum in 2023, mainly in the first half of the year, with the intensity of growth moderating in the second half of the year.
- ✓ **GDP Community of Madrid: +2.9% 2023 vs 2022 (SPAIN: +2.5%)**

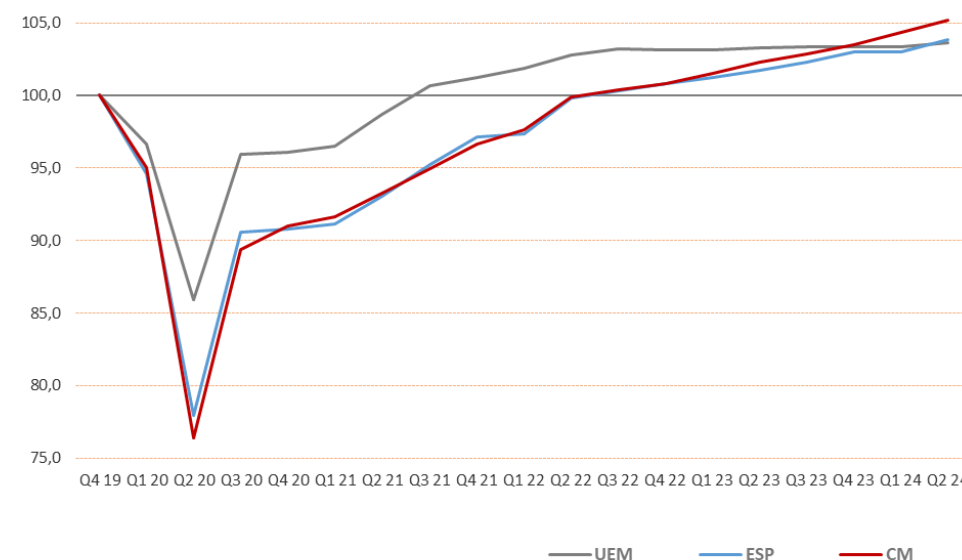


# Regional momentum anticipates recovery to pre-COVID activity levels

Gross domestic product  
Year-on-year actual rates of change



Gross domestic product  
Index Q4 - 2019=100



Source: IECM, INE and EUROSTAT. Data adjusted for seasonality and calendar effect.

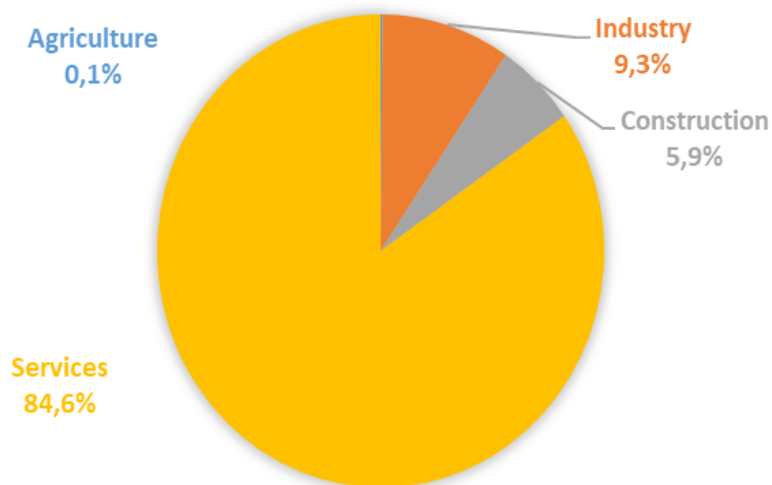
- ✓ **GDP Comunidad de Madrid 24Q2: +0.9% quarter-on-quarter (0.8% Spain) +2.9% year-on-year (2,9% Spain).**
- ✓ In 24Q2, Madrid's GDP was 5.2% above pre-pandemic levels (19Q4); Spain has recovered but at a slower pace and in 24Q2 was 3.9% above. Madrid leads the post-pandemic recovery among the regions



## Distribution by sectors 2024 Q2:

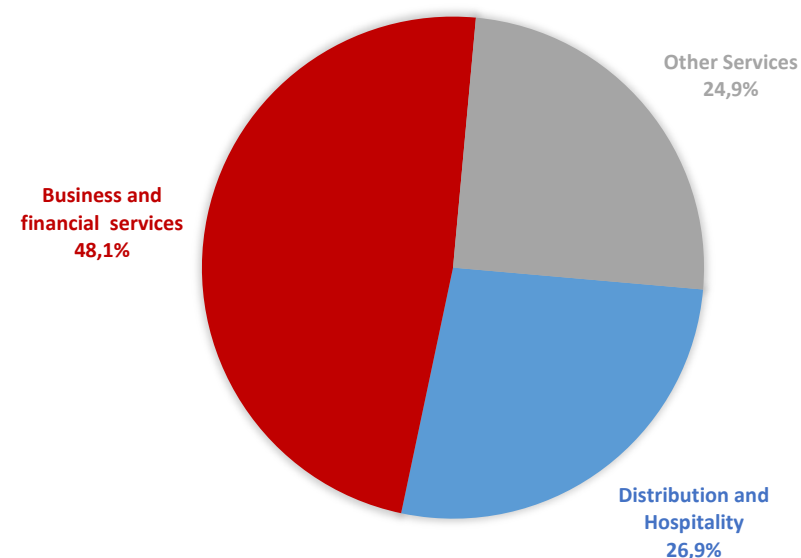
- ✓ The **regional economy** has a high weight in the services sector, with **84.6%** compared to the **national average of 75.6% in Q2 2024**.
- ✓ The **Community of Madrid has been affected to a greater extent by the pandemic**, due to the high weight of the service sector and in particular the link with tourism, which subsequently resulted in a **greater recovery**.

Composition of constant GVA by sector in Madrid,  
2024 Q2  
(% of total)



Fuente: IECM

Composition of constant GVA by service sector in  
Madrid, 2024 Q2  
(% of sector total)



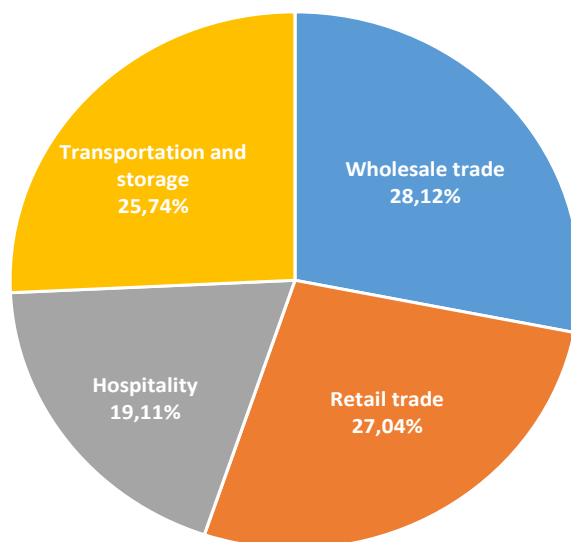
Source: IECM



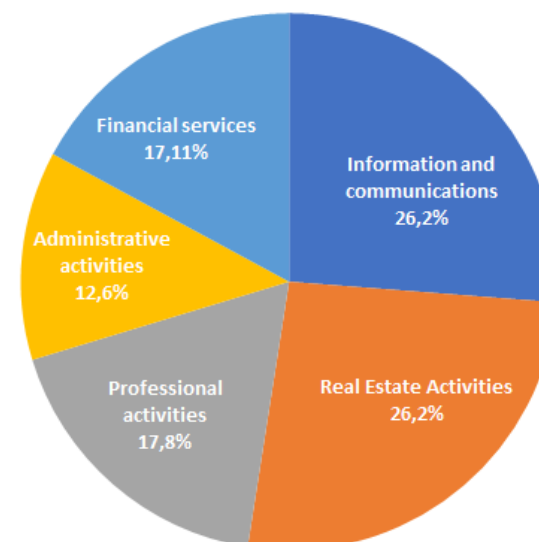
# Composition of the two main categories of the services sector in 2022

- By breakdown of the **Distribution and Hospitality** category in 2022, the most important sub-sector is **wholesale trade (28.1%)**.
- Within **Business and financial services**, more than half corresponds to **Real estate activities (26.2%)** and **Information and communications (26.2%)**.

Composition of constant GVA by breakdown of the Distribution and Hotels & Catering category in Madrid, 2022  
(% of category total)

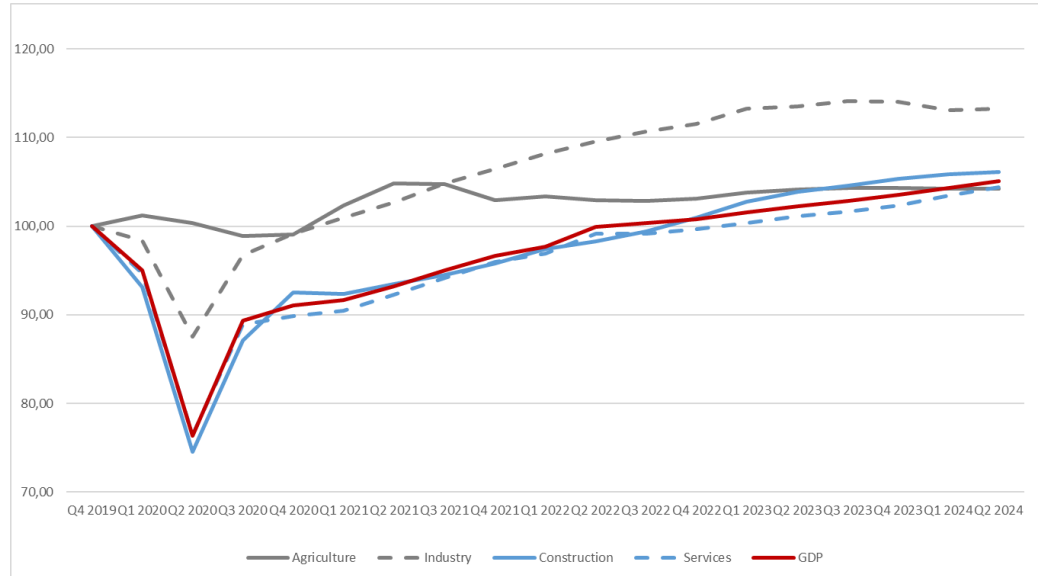


Composition of constant GVA by breakdown of the category Business and Financial Services in Madrid, 2022  
(% of category total)



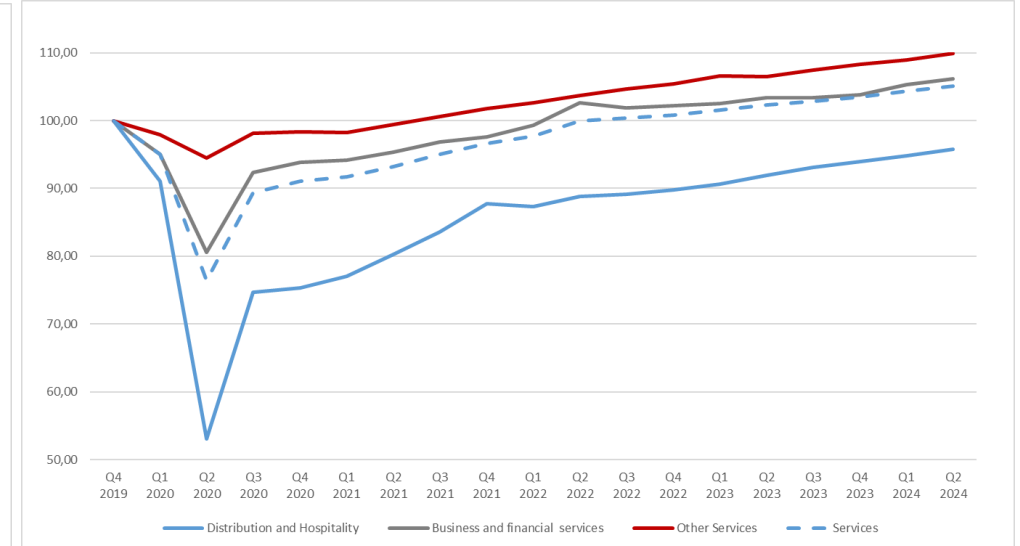
# The regional economy has now fully recovered to pre-pandemic levels

Main sectors in the Community of Madrid  
Index Q4-2019=100



Source: Based on data from the IECM. GVA adjusted for seasonality and calendar effect

GVA services sector  
Index Q4-2019=100



Source: Based on data from the IECM. GVA adjusted for seasonality and calendar effect

- ✓ **Moderate year-on-year growth continued in 24Q2 compared to 23Q2.**
- ✓ Services sector +3.2% 24Q2 vs +2.0% 23Q2 (4.4 % above 19Q4)
  - Distribution and hotel and catering services is the most dynamic branch, with a year-on-year increase of 4.2%. This is the only activity that is still below the pre-covid level.
- ✓ **Construction** +2.2% 24Q2 vs. +5.7% 23Q2 (6.1% above 19Q4)
- ✓ **Industry** -0.2% 24Q2 vs. +3.6% 23Q2 (13% above 19Q4)



# A less favorable global macroeconomic backdrop has slowed regional demand growth in 2023

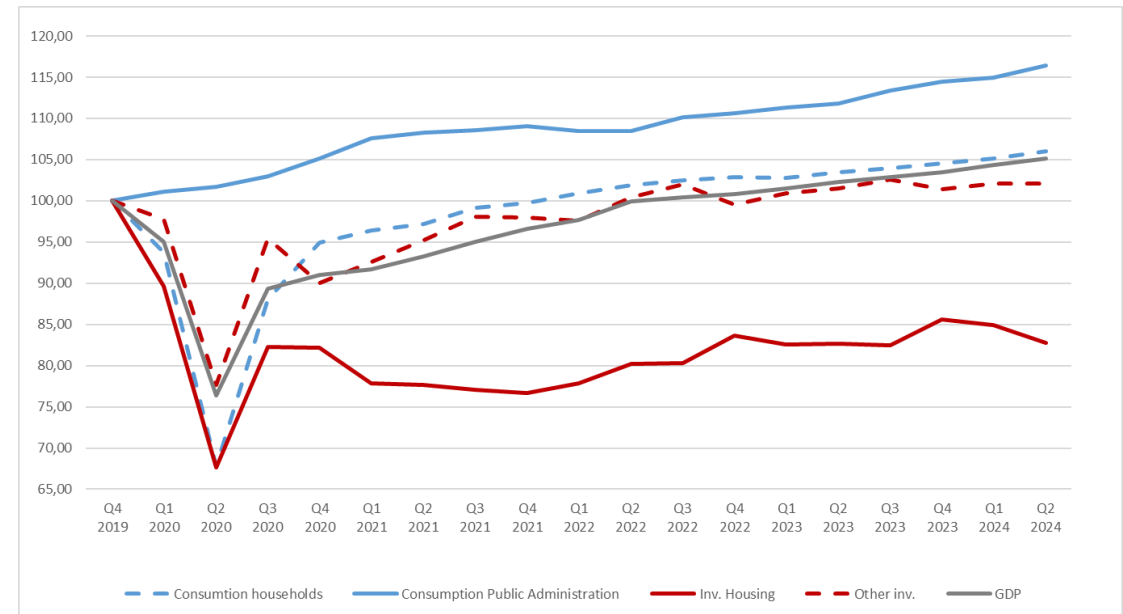
## ✓ Year 2023

- **Consumption continued to recover**, albeit at a more moderate pace of 2.2%, with greater momentum in household consumption (1.7%) than in general government consumption (3,5%).
- **New investment boosted**, with an increase of 2.1%; housing investment reactivated (2.3%) and a modest pace in the rest (2.0%).
- **Increase in the contribution of external demand to 9 points.**

## ✓ 2024Q2

- **Domestic demand +2.5% 24Q2 vs +1.9% 23Q2**
  - **Investment +0.4% 24Q2, :**
    - » Housing investment 0.1%, although below 19Q4.
    - » Rest of lending +0.6%, 2.1 p.p. above 19Q4.
  - **Final consumption expenditure +2.9% 24Q2:**
    - » Household consumption +2.4% in 24Q2, 6 p.p. above 19Q4.
    - » General government consumption +4.1%, 16.4 p.p. above 19Q4.

Consumption and investment in the Madrid Region  
Index Q4-2019=100



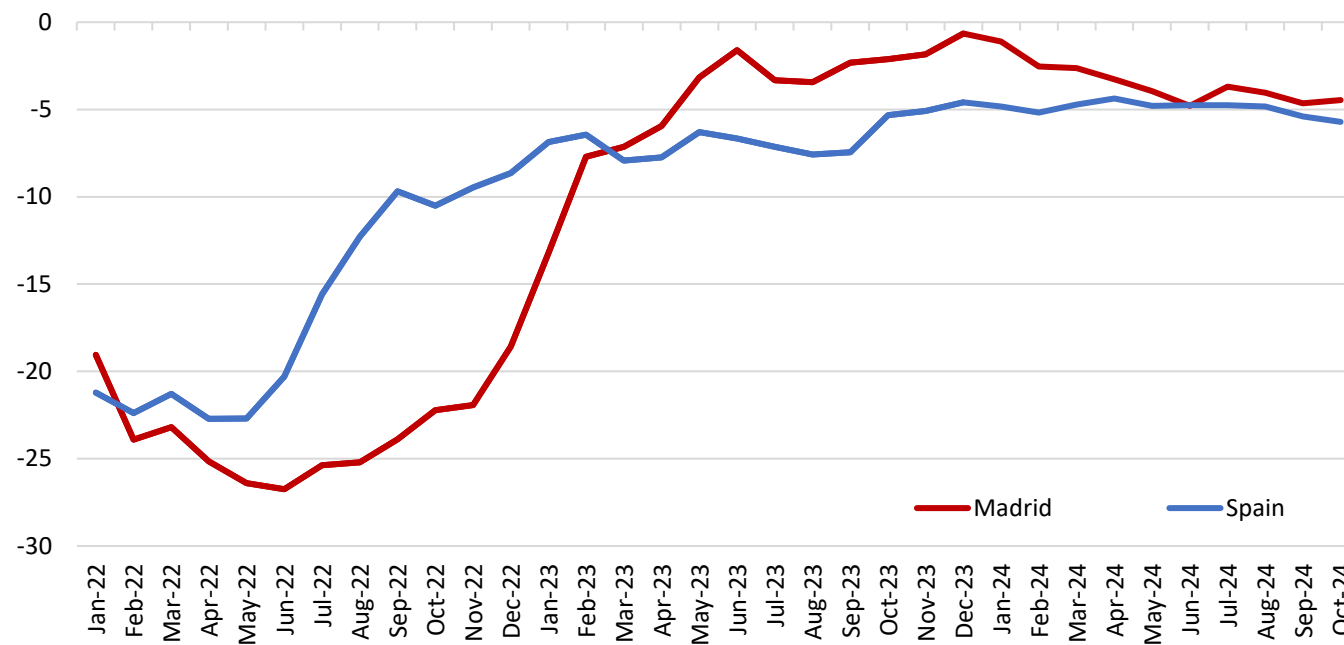
Source: Based on IECM data GVA adjusted for seasonality and calendar effect.





# Unemployment at lowest level since 2008

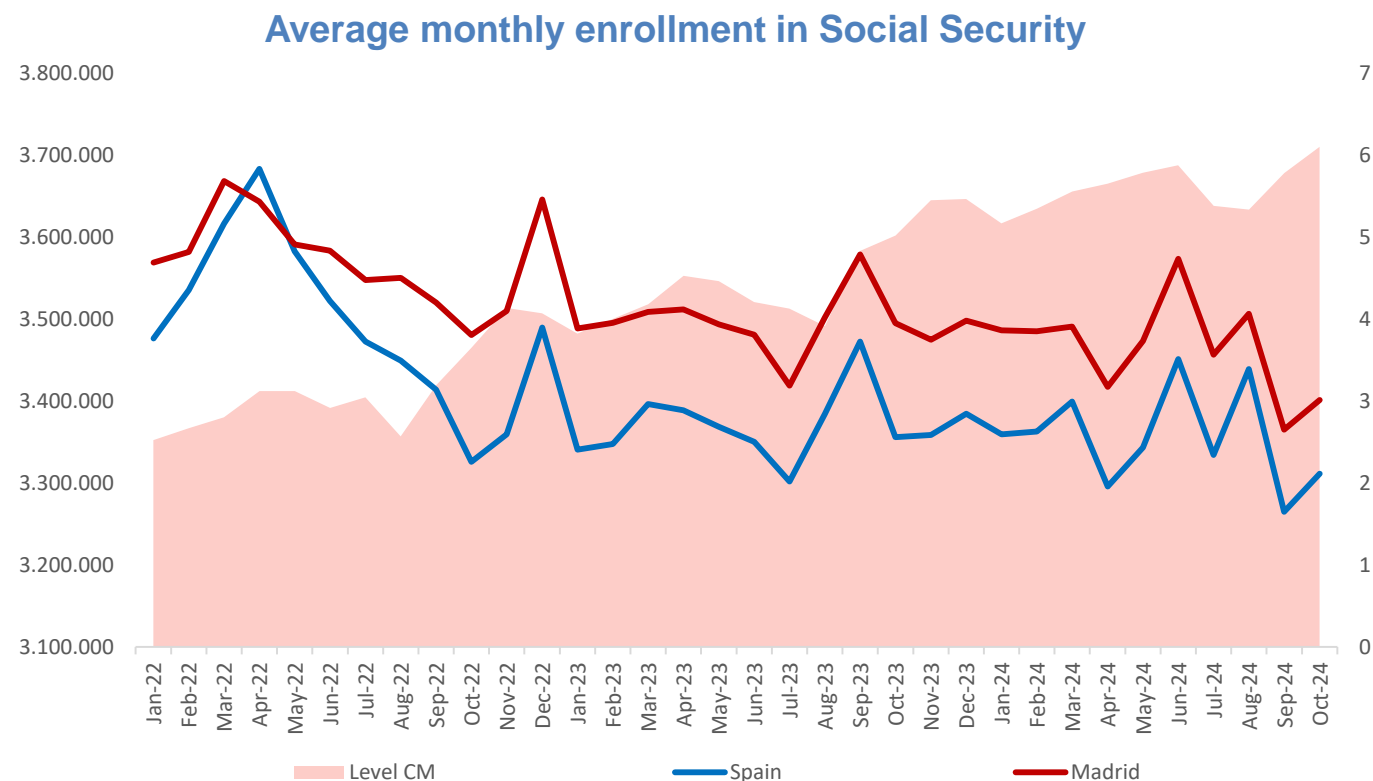
Evolution of registered unemployment  
Year-on-year rate of change



- ✓ Continued decline in the number of unemployed, falling below pre-crisis levels.
- ✓ Oct24: 365.200, -4.45% YoY.



# Social Security enrolment reaches an all-time high

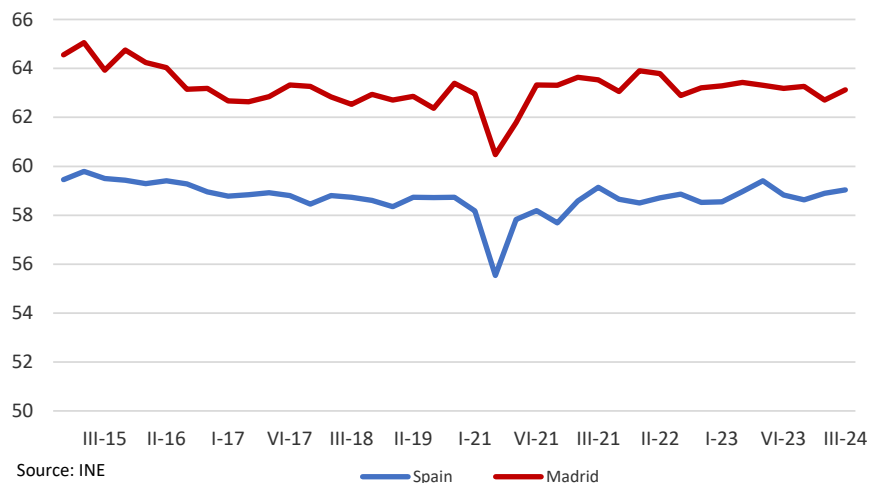


Fuente: Ministry of labour

- ✓ **Social Security enrolment performed very well in the last months, reaching all-time highs in both sexes.**
- ✓ Oct-24: 3,191,236 members, +2,11% vs Oct-23

# Significant increase in the labour force in the region - LFS

## Evolution of activity rate



### ✓ CM activity rate

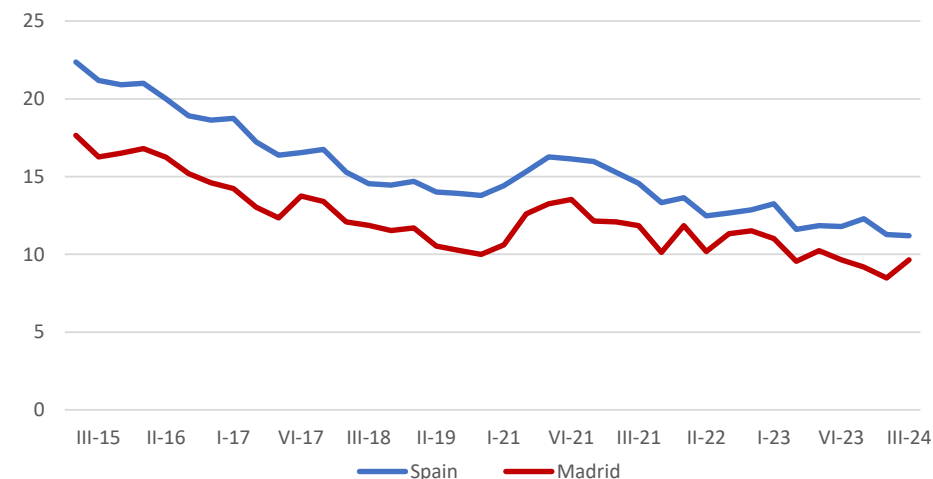
**63.1% 24Q3 vs. 63.1% 23Q3.**

The second highest of all the Autonomous Communities behind Balearic Islands.

### ✓ Activity rate SPAIN

**59% 24Q3 vs. 59.3% 23Q3.**

## Evolution of unemployment rate



### ✓ Unemployment rate CM

**9.7% 24Q3 vs. 10.2% 23Q3**

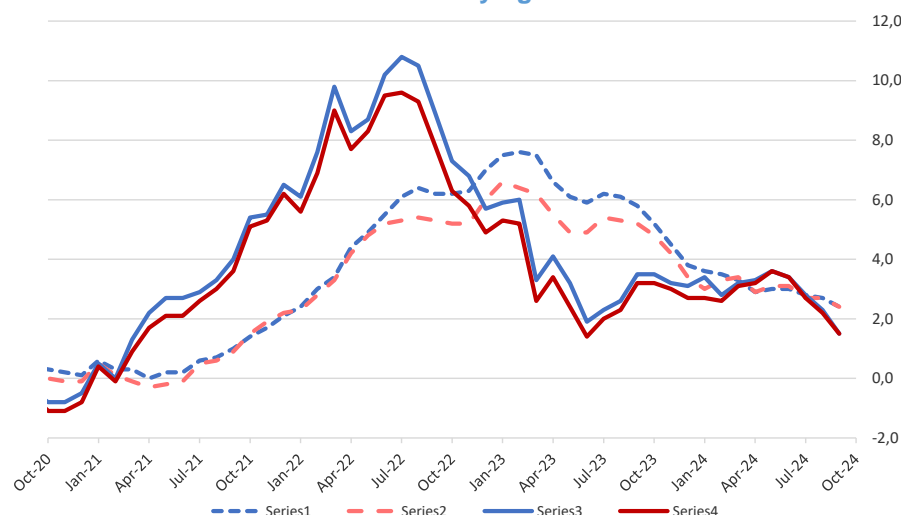
### ✓ Unemployment rate SPAIN

**11.2% 24Q3 vs. 11.9% 23Q3**



# Energy prices and goods support the downward trend in inflation

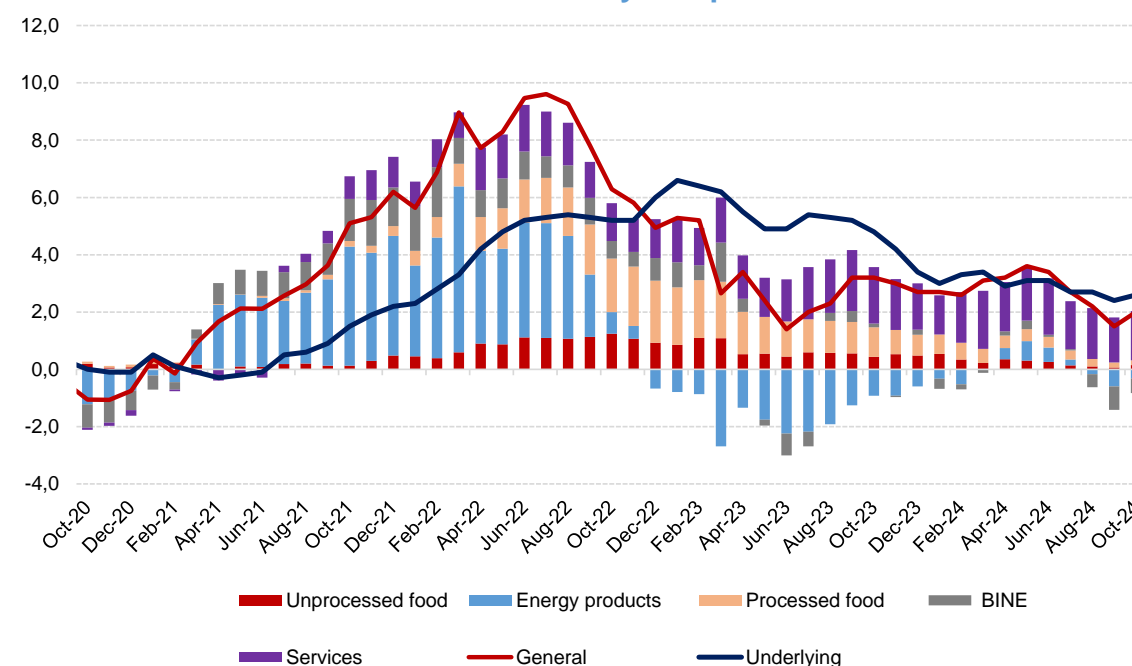
Evolution of prices in Madrid and Spain  
General and Underlying inflation



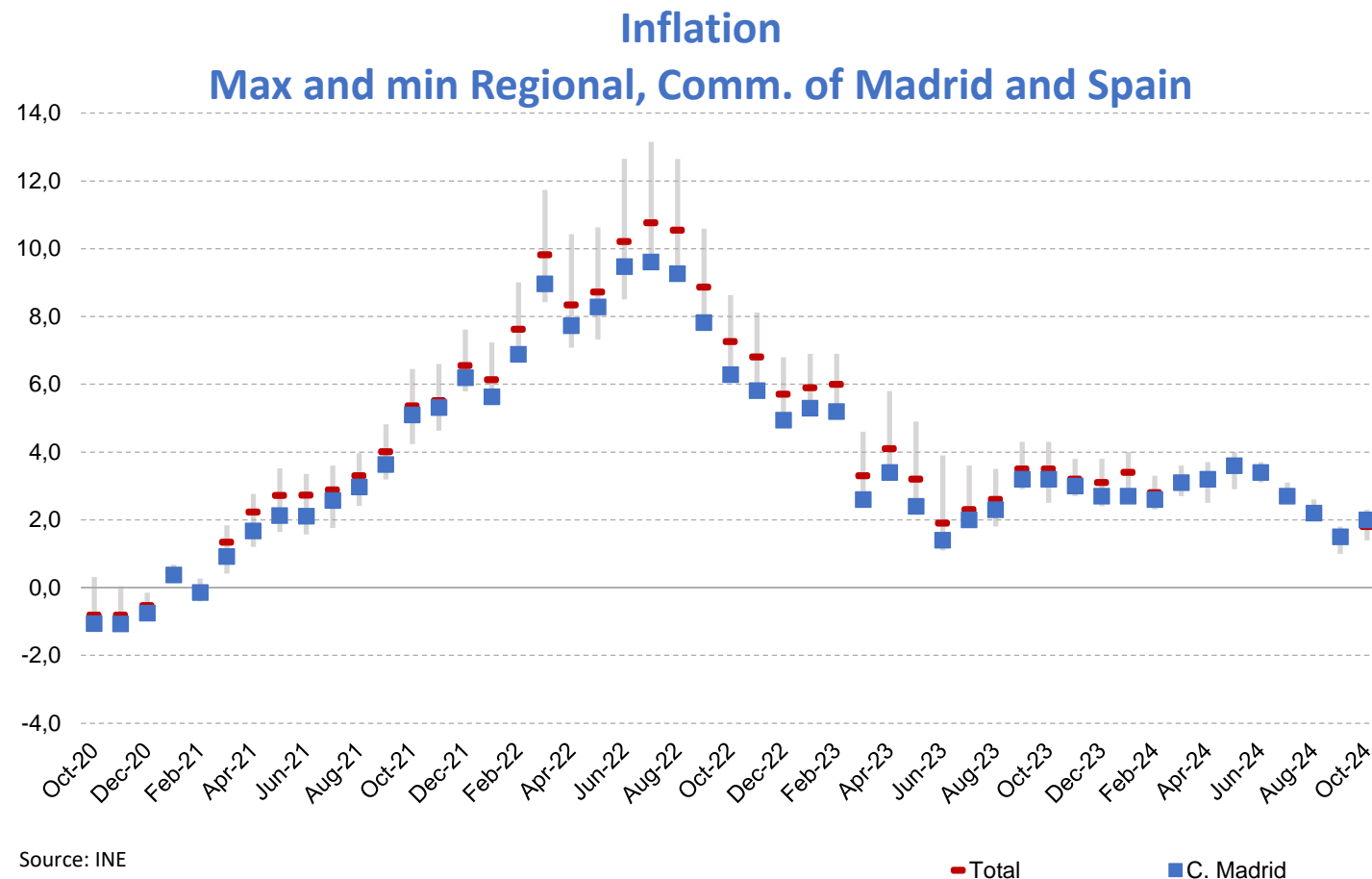
Source: INE

- ✓ **General Inflation:**
- ✓ **SPAIN: 1.8% in Oct 2024, 0.3 p.p higher on previous month.**
  - CM 2% in July, 0.5 p.p. higher than in the previous month
- ✓ **Core inflation**
  - SPAIN 2.5% Oct24 vs. 5.2% Oct23
- ✓ **CM core inflation, practically in line with the national average.**
  - CM 2.6% Oct24, vs. 5.2% Oct23.

Contribution to inflation by components



# Inflation in the Community of Madrid in the regional context



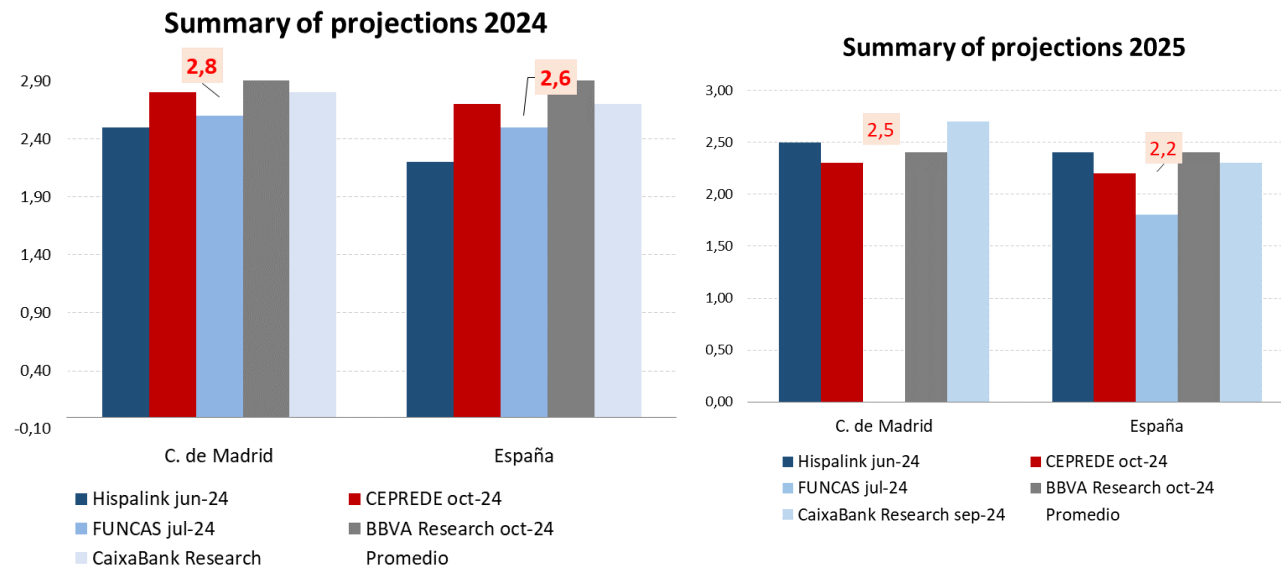
● The Community of Madrid's CPI remains in the 2% goal.



# Growth estimates for the Community of Madrid in 2023-2024

- Growth in the Madrid Region is expected to be 2,8% in 2024 or even more and to accelerate slightly in 2025.
- In both years, the Madrid economy is expected to be more dynamic than that of Spain.

## GDP growth forecasts. Community of Madrid and Spain Real GDP growth rates



## Issues to follow:

- ✓ Developments in the war in Ukraine in Gaza.
- ✓ Block polarisation and its implications.
- ✓ General weakening of global demand.
- ✓ Effectiveness of monetary policy measures in anchoring inflation expectations.
- ✓ Response of activity and employment to current and future changes in the policy mix.
- ✓ Risk of financial fragmentation stemming from high levels of public debt and possible territorial asymmetry in the current adjustment phase.
- ✓ Stakeholder confidence in a context of high levels of uncertainty.
- ✓ Challenge: the cohesion of the European Union and its positioning in the new global geopolitical framework.

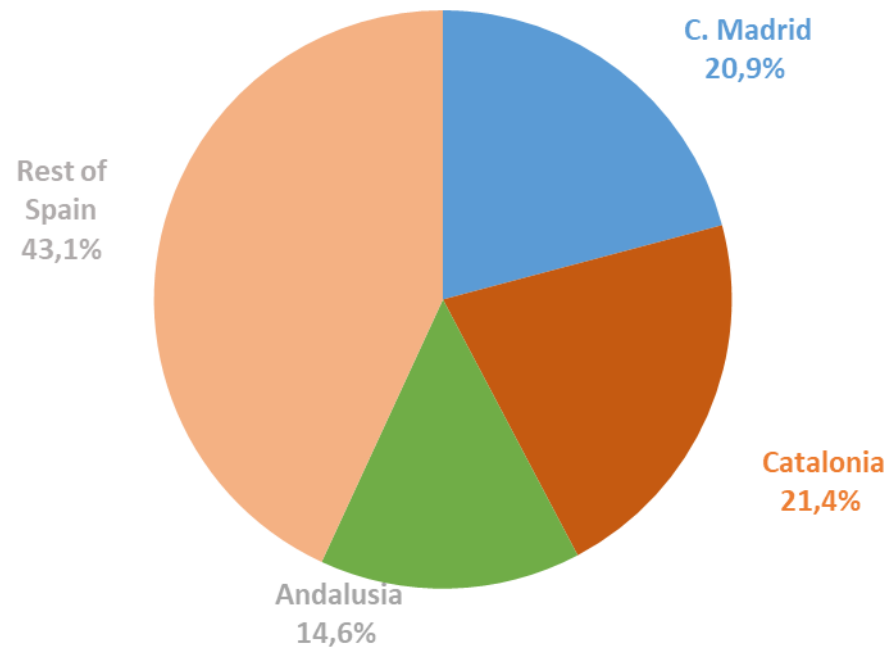


# Madrid leads business creation in 2023 and in the first semester of 2024

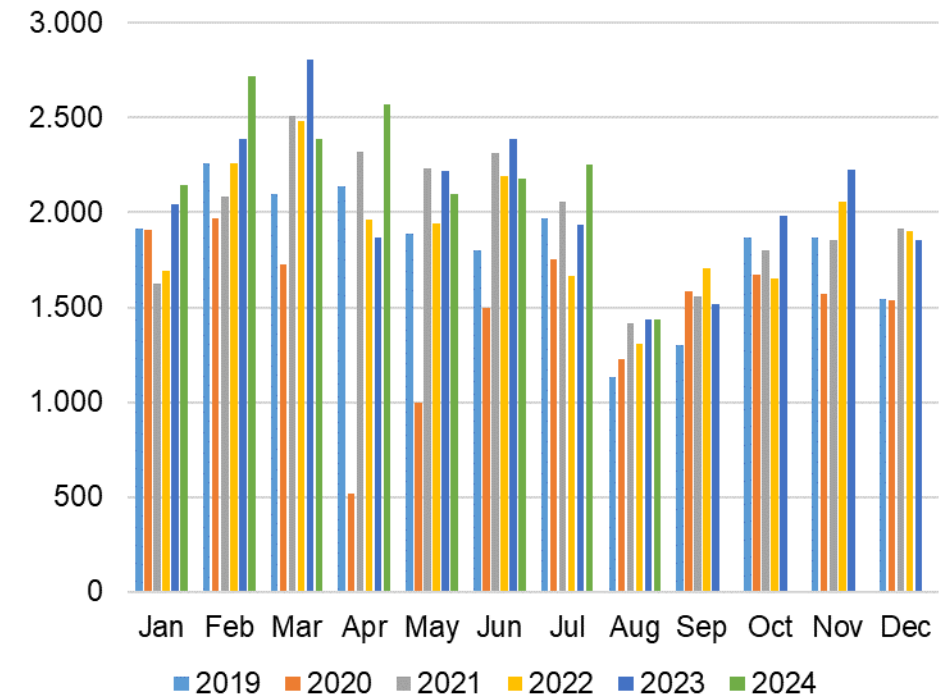
Catalonia and the Community of Madrid maintains its leadership in company creation with a total of 1,434 companies in august 2024 .

Madrid leads in the creation of trading companies in 2023, with 22.8% of the national total.

**Commercial companies created**  
(Percentage of the national total August 2024)

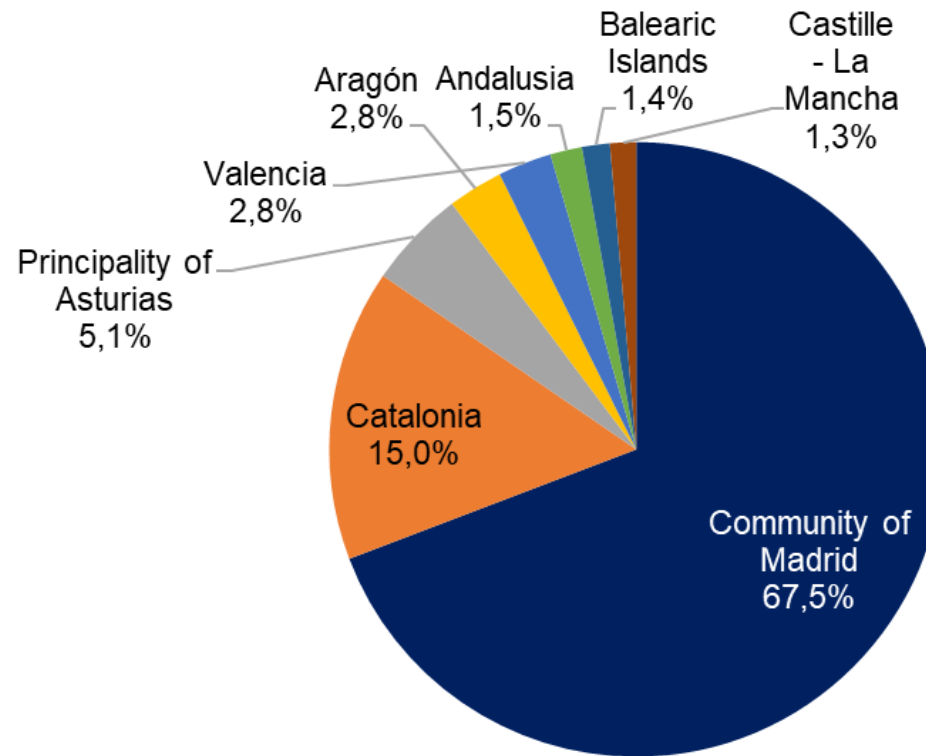


**Companies set up montly**  
**Community of Madrid**



## Madrid, preferred destination for foreign investment

- During the first semester of 2024, the Community of Madrid received an investment of **7,940** million euros, 67.5% of the national total.

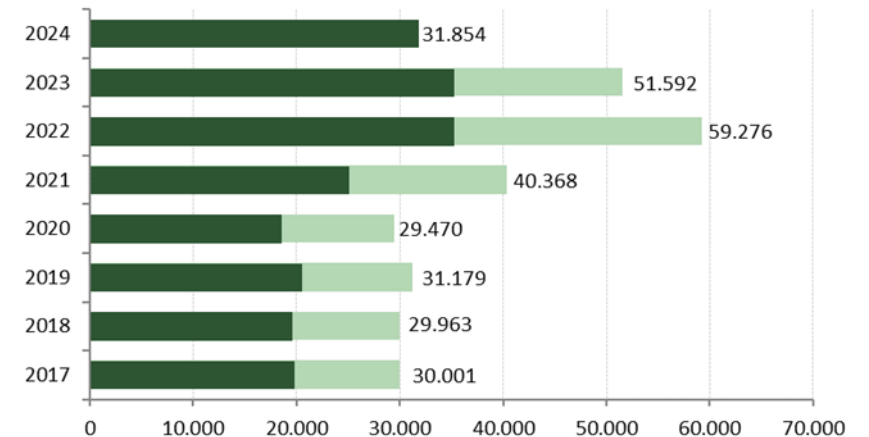




International flows of goods are declining compared to last year. However, the amounts traded in the first half of 2024 are second only to those exchanged in 2022 and 2023.

- The historical highs of the international market are behind us, as they were conditioned by the impact of high inflation rates. Nevertheless, the dynamism continues to be very positive.
- Accumulated exports up to August recorded a drop compared to aug-23, and stood at 31,854 million euros. Imports, on the other hand, also moderate their path with the previous year, with a volume of 61,279,840 million euros.
- In the first seven months of 2024, exports from the Community of Madrid represent 12.5% of the total exported by Spain and imports account for 22% of total Spanish purchases abroad.

Exports (Community of Madrid, €mn)

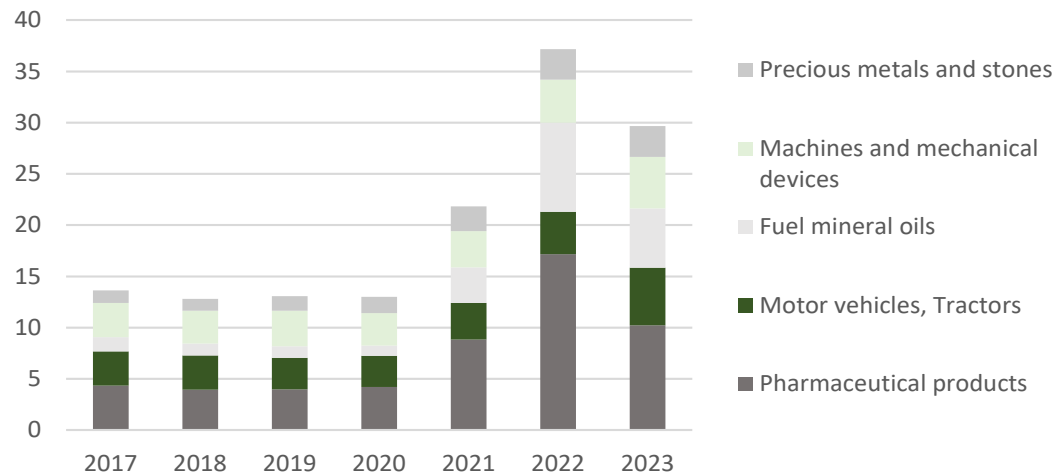


Source: AEAT

Full year

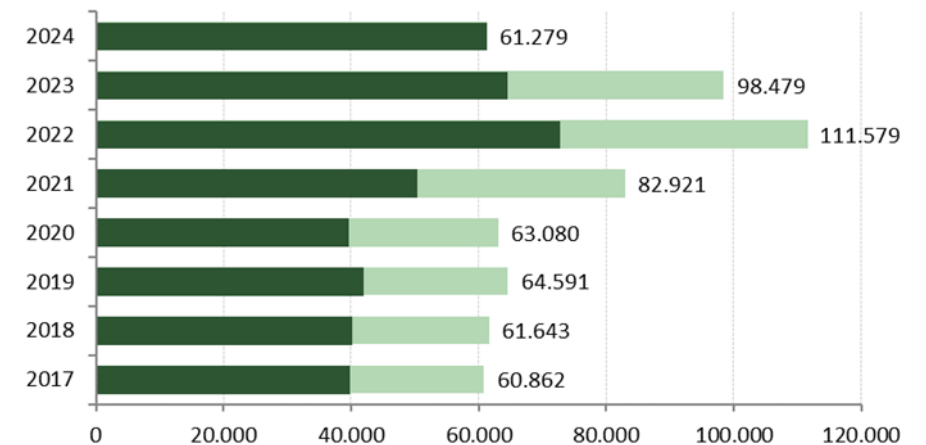
Accumulated July

Evolution of the 5 most exported TARIC sectors



Source: Ministry of Industry, Trade and Tourism

Imports (Community of Madrid, €mn)



Source: AEAT

Full year

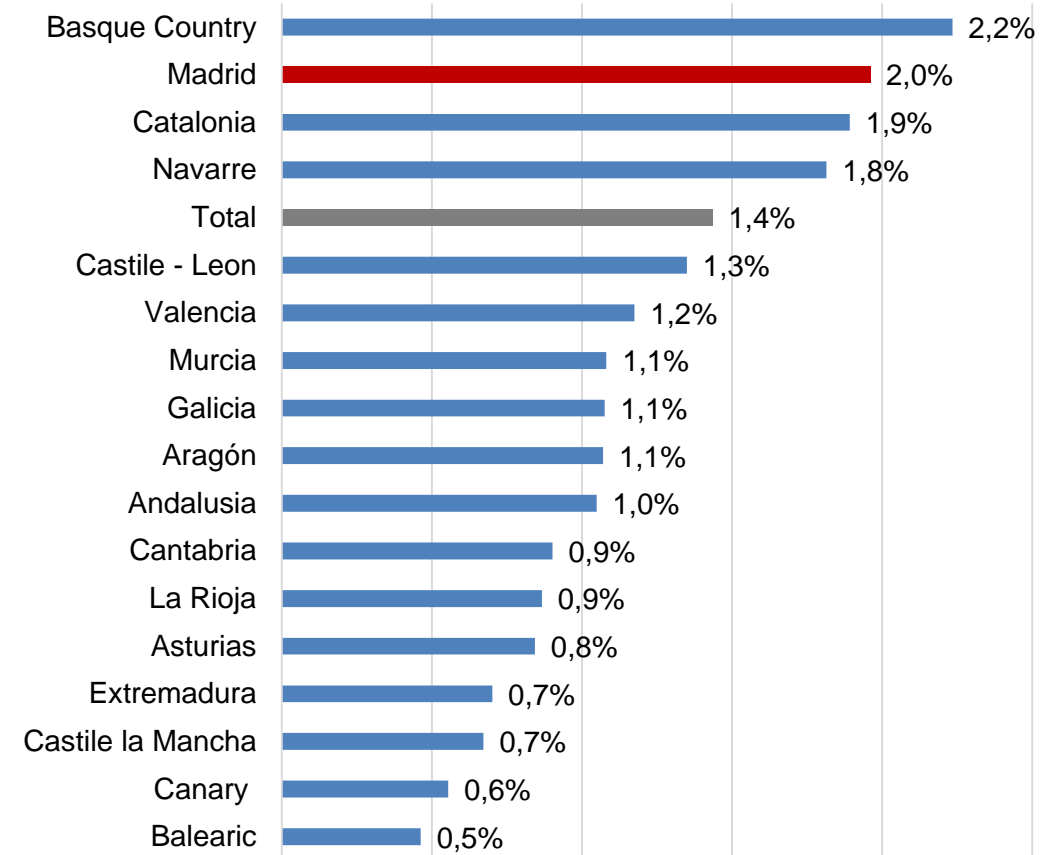
Accumulated July



# R&D investment remains strong

- **5,130 M€** of R&D investment in the Community of Madrid (2022).
- **+13.1%** year-on-year growth.
- **26.5%** of total Spanish R&D expenditure (first region in terms of expenditure).
- Second **region in investment as a % of GDP (2.0%)**, +59 basis points compared to the national average.

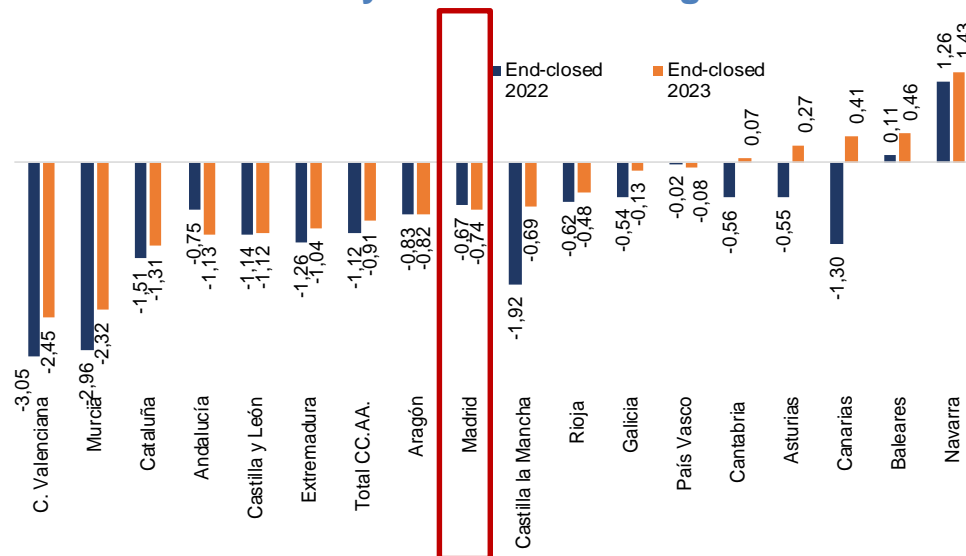
R&D investment over GDP (% , 2022)



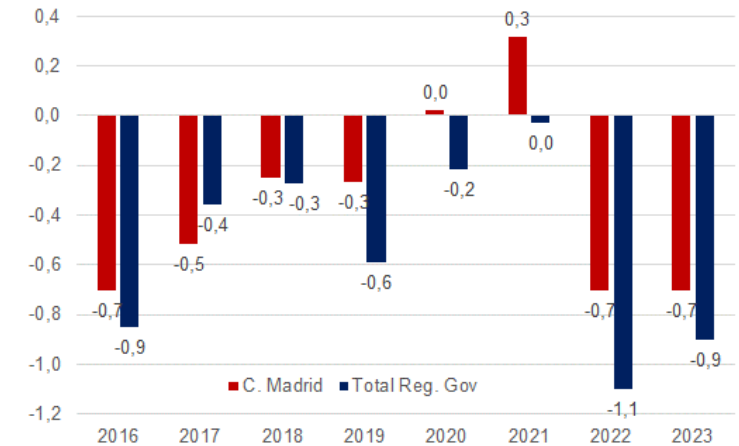
# Fiscal deficit in 2023, although more contained than the regional average

- At the aggregate level, Spanish public administrations have made an effort to reduce the deficit to 3.7% of GDP (one point lower than in 2022).
- The historical fiscal discipline of the Community of Madrid has allowed the region to consistently deliver better fiscal execution than the regional average, although in 2023, the Community's deficit exceeded the reference rate (-0.3% of GDP). All this in a context of suspension of fiscal rules, in which administrations have accelerated spending in order to improve fiscal sustainability after their application from 2024-2025.

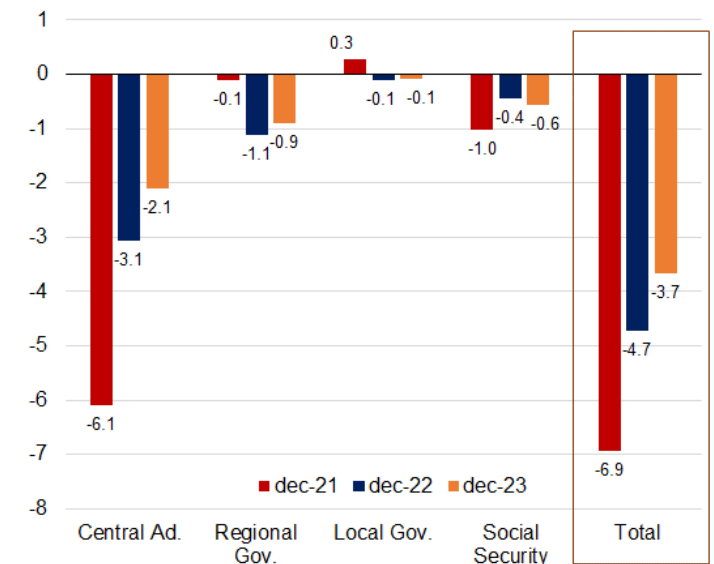
Deficit evolution by Autonomous Regions as % of GDP



Evolution of the public deficit (% GDP)



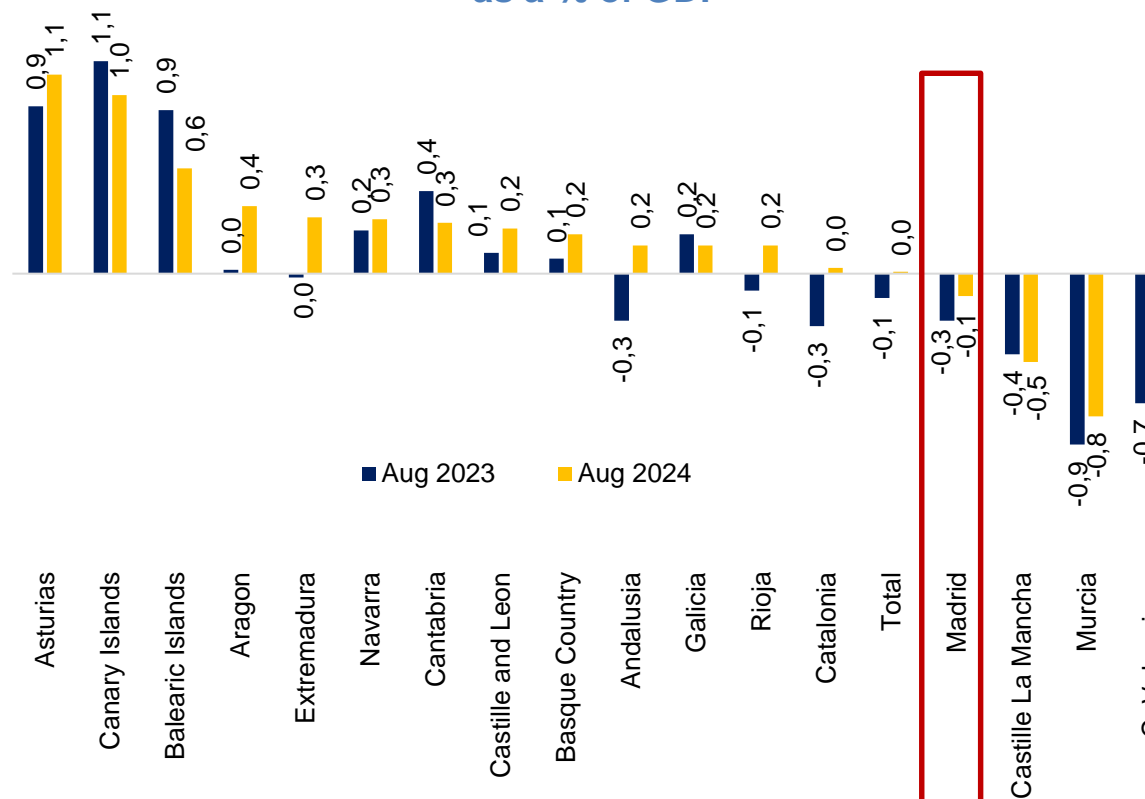
Evolution of public deficit by subsector (% GDP)



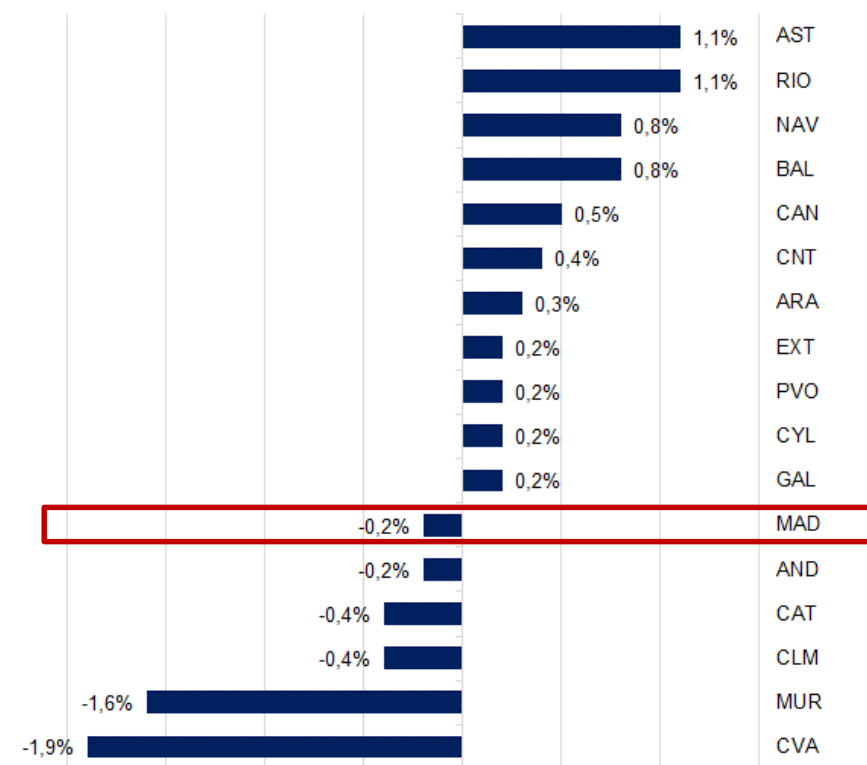
# Fiscal dynamics in 2024

- Expectations for this fiscal year 2024 are positive for the common regime regional administrations. The update of the State account transfers -not yet reflected in the June data due to the situation of extension of the general State budgets- and the disbursement of the SFA settlement will generate (in July) an inflow of resources that will partially offset the acceleration of expenditure, registering a significant improvement in the public accounts.
- According to AIReF, the expected budget deficit for Madrid would be at -0,2% of GDP by 2024YE.

Deficit evolution by Autonomous Regions  
as a % of GDP



AIReF 2024 forecasts GDP (%)



Source: Ministry of Finance

# Autonomous Regional Financing System

- ✓ The **total resources of the regional financing system (SFA)** for the year consist of the **State account transfers** (an estimate made by the State of the resources expected to be collected in the year) and the **settlements of the system** (an adjustment made two years later, representing the difference between the payments on account and what was actually collected).
- ✓ The **Community of Madrid will receive revenues from the SFA of 20,757.62 million euros in 2024 (+12.3% with respect to 2023)**: the State account transfers have been retroactively updated in September, while the settlement was disbursed in July.
- ✓ **For 2025, State account transfers will grow by 9.1% year-on-year to 20,447 million euros.** The distribution of the settlement, amounting to 11,785 million euros, is still pending.

## State account transfers (EUR mn)

	2024 State account transfers	2022 Settlement	Total resources SFA 2024	2025 State account transfers	YoY 2024/2025
<b>Catalonia</b>	25,645	4,324.39	29,969.39	28,229.00	10.1%
<b>Galicia</b>	9,374	1,269.66	10,643.66	10,262.00	9.5%
<b>Andalusia</b>	25,061	2,995.27	28,056.27	27,523.00	9.8%
<b>Asturias</b>	3,458	474.05	3,932.05	3,763.00	8.8%
<b>Cantabria</b>	2,329	254.47	2,583.47	2,487.00	6.8%
<b>La Rioja</b>	1,256	195.32	1,451.32	1,360.00	8.3%
<b>Murcia</b>	4,166	651.65	4,817.65	4,571.00	9.7%
<b>Valencia</b>	12,690	2,685.79	15,375.79	13,974.00	10.1%
<b>Aragon</b>	4,564	628.37	5,192.37	4,981.00	9.1%
<b>Castille La Mancha</b>	6,386	684.97	7,070.97	6,957.00	8.9%
<b>Canary Islands</b>	6,072	1,304.40	7,376.40	6,594.00	8.6%
<b>Extremadura</b>	3,877	590.02	4,467.02	4,198.00	8.3%
<b>Balearic</b>	2,770	1,241.19	4,011.19	2,986.00	7.8%
<b>Madrid</b>	18,742	2,015.62	20,757.62	20,447.00	9.1%
<b>Castille and Leon</b>	8,188	1,178.35	9,366.35	8,987.00	9.8%
<b>TOTAL</b>	<b>134,578</b>	<b>20,493</b>	<b>155,071.50</b>	<b>147,319</b>	<b>9.5%</b>

Source: Ministry of Finance



# A flexible tax regime that drives competition and dynamism

The Community of Madrid's policy on regional taxes aims at a flexible tax regime that favours business creation and economic dynamism.

		Community of Madrid	Catalonia	Andalusia	Castile - Leon	
Personal income tax		Tariff	18-45%	20-50%	19-47%	18,5-46%
Wealth Tax		Exempt minimum	700.000 €	500.000 €	700.000 €	700.000 €
		Tariff	Bonus of 100%	0,21-2,75%	0,24-3,03%	0,2-2,5%
Inheritance and Gift Tax	Inheritance	Tariff	7,65-34%	7-32%	7,65-26%	7,65-34%
		Reduction - Bonif. -Ded.	Group I y II: 99%	Group I y II: 99-20%	Group I y II: 99%	Group I y II: 99%
			Group III: 10-15%			
	Gifts	Tariff	7,65-34%	Group I y II: 5-9%	7,65-26%	7,65-34%
		Reduction - Bonif. -Ded.	Group I y II: 99%			
			Group III: 25%			
Tax on property transfers and acts	TPO	Rate	6%	10-11%	7%	8-10%
	ADJ	Rate	0,75%	1,50%	1,20%	1,50%

\*Note: It should be noted that the tax rates and deductions shown in the following table are of general application. However, the tax regulations establish other deductions with a more residual application.

Source: Tax Agency.

## Fiscal measures 2024:

- 1) Tax incentive to attract new foreign investors.
- 2) Deduction for the rental of empty properties.
- 3) Deduction for the increase in the cost of external financing for investment in primary residence due to the rise in interest rates.
- 4) Deduction for change of residence to a municipality at risk of depopulation.
- 5) Tax credit for purchasing a primary residence in municipalities at risk of depopulation.
- 6) Tax relief on transfer tax and stamp duty for the purchase of a primary residence in municipalities at risk of depopulation.



## Characteristics:

- ✓ Deduction of 20% of the personal tax liability on the financial investment made (no minimum investment and applicable to all types of assets).
- ✓ Minimum tax deduction of 6 years.

## Objectives:

- ✓ Boost savings and investment.
- ✓ Encourage the creation of new companies and support the growth of existing ones.
- ✓ Strengthen Madrid's position as a benchmark for international investment to counteract the negative effects of the creation of the New High Wealth Tax.

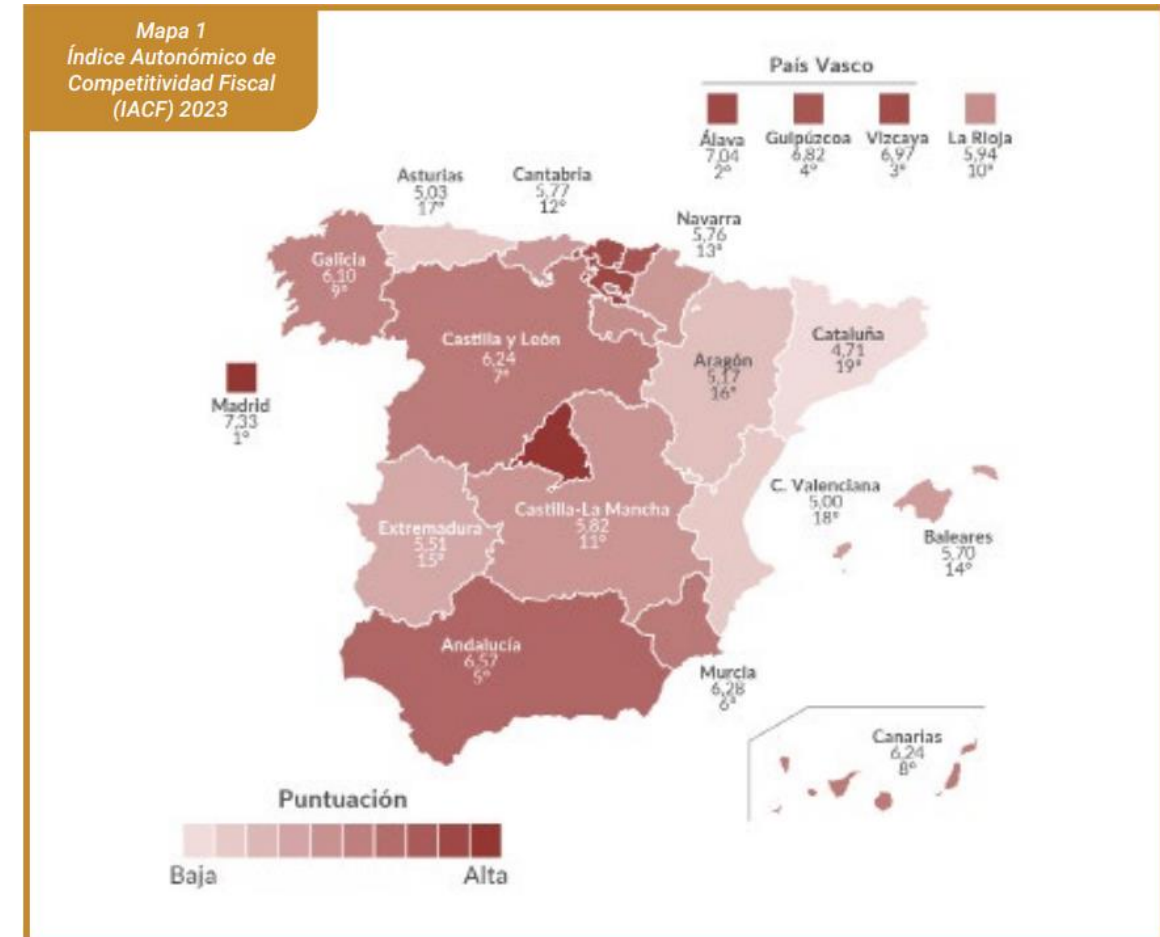




# The region of Madrid is the region with the highest tax competitiveness index (RTCI)

- ✓ The Autonomous Community Tax Competitiveness Index (IACF) **makes it possible to evaluate, measure and compare the tax system of the different Autonomous Communities**, with the aim of analysing the structure of the tax system in each one of them.
- ✓ The IACF is a **hierarchical index made up of five taxes** (Income, Wealth, Inheritance, Inheritance, Transfer Tax (ITP) and Stamp Duty (ADJ), and the autonomous community taxes) that assesses the specific indicators of each of these taxes.
- ✓ In **2023, the most fiscally competitive Autonomous Community was Madrid** with a value of **7.33**, followed by the Basque Country and Andalusia, with Catalonia in last place with 4.71.

## Autonomous Index of Fiscal Competitiveness (IACF 2023)



## Economic strengths of the region

- **The Community of Madrid has consolidated its position as national leader during 2022** by remaining the **autonomous community with the greatest weight in Spain's Gross Domestic Product (GDP)** during that year, accounting for 19.4%. The region also has the **highest per capita income, reaching 38,435 euros**.
- Significant **contribution of domestic demand to the region's growth**, focused on household consumption and investment. Moderate inflation growth compared to other regions means that consumers' purchasing power is not excessively eroded, **maintaining a positive outlook for subsequent quarters**.
- **Leadership in the creation of new companies**. A diversified productive structure with a large presence of larger companies.
- The **good relative performance of the labour market**. Madrid has one of the highest percentages in higher education in Spain (40.8%). Moreover, in the third quarter of 2023, the unemployment rate in Madrid was 10.5% (1.3 percentage points below the Spanish rate), which shows a decrease of 0.8 percentage points year-on-year.
- **Madrid is the most deregulated and lowest taxed economy in Spain** and the most open to foreign trade and investment.
- During H12024, the region has **evolved favourably in terms of the number of commercial companies created, leading the creation of new companies in Spain**.





# Community of Madrid: Key sectors

## Digital economy

- Madrid is the epicentre of the Spanish digital economy, accounting for 30.7% of the market.
- Digitalisation is already responsible for 24% of regional GDP.
- It leads in start-ups investment, with 2.48 billion euros in 2023.
- Madrid is the 5th European region with the highest number of startups and the 6th most promising hub.

## Aeronautics and aerospace

- Madrid is home to 25% of the country's aeronautics and aerospace companies.
- The companies in this sector operating in Madrid produce a turnover of more than 5,200 million, 48% of the national total.

## Video games and content industry

- Madrid hosts 28% of the national companies.

## Banking, insurance and fintech

- Madrid stands out with the 33% of national activity.

## Pharmaceuticals and Biotechnology

- +9.2 billions of turnover, accounting for the 45% of the national total.
- Exports reach 17 billions, 63% of the national total in 2023

## Higher education

- 85% of labor market insertion rate compared to 80% in Spain.

## Entrepreneurial ecosystem

- Represents more than a quarter part of total R&D expenditure in Spain in 2022.
- Madrid is the second region in Europe with more offices opened by foreigners, only behind London in 2022.

## Logistics

- 14% of the road transport surface area in Spain is concentrated in the vicinity of Madrid.
- Represents more than 38 million square metres dedicated to logistics infrastructure.

## Design and graphic arts

- Second region by number of companies in this sector (more than 2,500), behind only Catalonia (3,000) in 2022.

## Communications and ICT

- Madrid is home to 26,8% of ICTs and communication companies.
- 71,2% of the turnover of the Spanish communications an ICT sector in 2023.

## Sustainable mobility

- First major European capital without a single diesel bus.
- Sustainable mobility accounted for 55% of the journeys in Madrid during October 2023.



# Competitive advantages

## Breakdown of the sectoral weightings of Spanish regions (Year 2022)

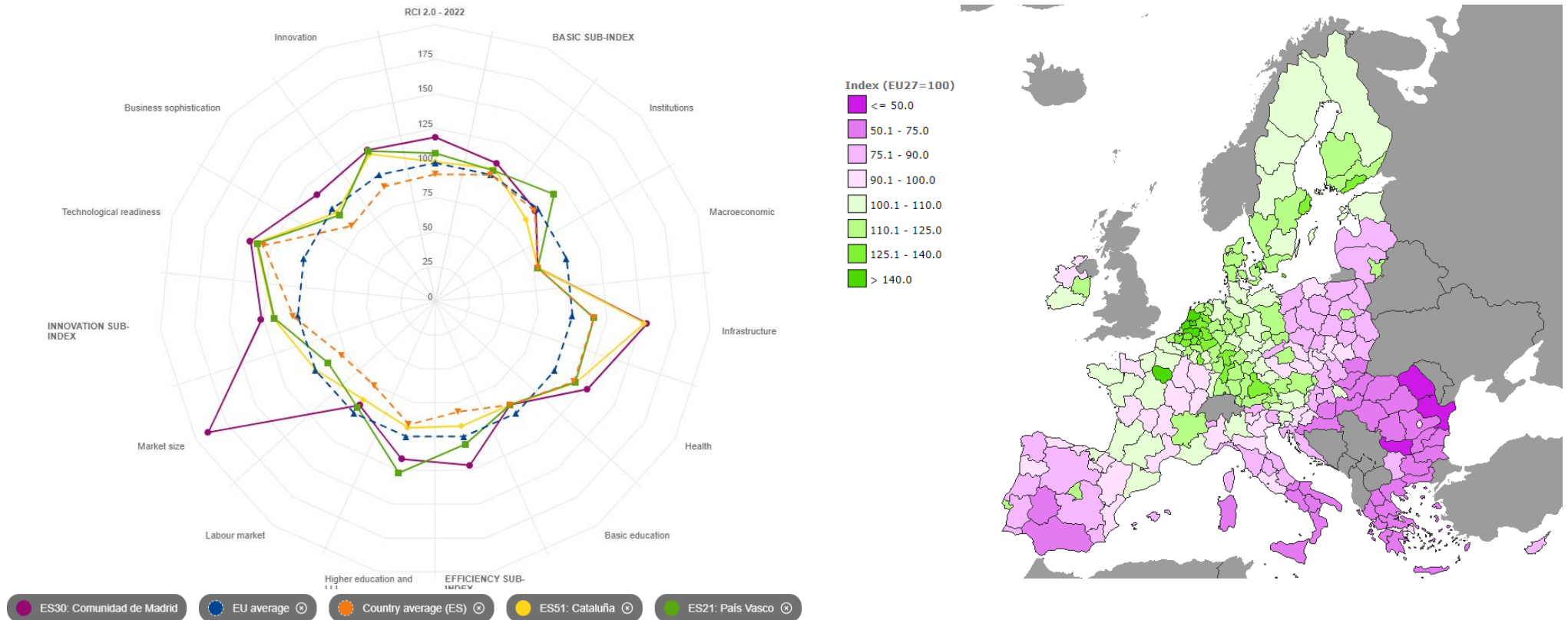
CCAA	Farming	Industry	Construction	Wholesale & Retail commerce. vehicle repairs. hospitality.	Information & Communication activities	Finance & Insurance activities	Real Estate activities	Technical & Scientific activities and auxiliary services	Public Administration. Defense. Social Security. Education. Healthcare and Social Services	Art. Culture and Entertainment activities.	Total Services
Andalusia	5,9%	11,1%	5,6%	23,5%	2,6%	3,6%	13,4%	7,5%	22,2%	4,6%	82,9%
Aragon	5,1%	21,2%	5,2%	21,4%	2,7%	3,8%	11,4%	6,8%	18,4%	4,0%	73,7%
Asturias	1,1%	20,2%	5,9%	21,8%	3,0%	3,8%	13,7%	7,1%	19,3%	4,3%	78,8%
Balearic	0,4%	6,5%	6,7%	34,2%	2,5%	3,4%	16,2%	9,9%	15,6%	4,7%	93,2%
C. Valenciana	2,0%	18,1%	5,8%	25,0%	2,7%	3,5%	13,2%	8,3%	16,9%	4,6%	79,9%
Canary Islands	0,0%	6,9%	5,3%	30,6%	3,0%	3,0%	13,7%	9,0%	21,9%	5,1%	91,8%
Cantabria	0,0%	0,0%	0,0%	0,0%	0,0%	0,0%	0,0%	0,0%	0,0%	0,0%	0,0%
Castille la Mancha	8,5%	18,2%	6,2%	20,0%	1,8%	3,5%	11,4%	4,9%	21,0%	4,4%	73,3%
Castille and Leon	0,0%	0,0%	0,0%	0,0%	0,0%	0,0%	0,0%	0,0%	0,0%	0,0%	0,0%
Catalonia	0,0%	18,2%	4,4%	24,7%	4,5%	3,7%	12,8%	11,7%	15,0%	4,2%	81,0%
Extremadura	5,9%	12,4%	6,7%	19,2%	1,8%	3,8%	12,0%	5,9%	27,9%	4,4%	81,7%
Galicia	3,9%	17,3%	6,0%	24,7%	3,0%	3,3%	10,8%	8,0%	18,9%	4,2%	78,9%
Community of Madrid	0,1%	10,1%	4,1%	23,8%	10,9%	5,9%	9,8%	16,6%	13,8%	5,0%	89,9%
Murcia	4,3%	17,4%	5,1%	25,6%	2,0%	3,2%	11,1%	7,5%	19,7%	4,0%	78,2%
Navarre	3,0%	29,7%	5,0%	19,9%	2,0%	3,3%	9,3%	6,9%	16,7%	4,3%	67,3%
Basque Country	0,4%	23,6%	5,7%	20,3%	3,3%	3,5%	11,7%	9,6%	17,4%	4,6%	75,9%
Rioja	5,3%	24,5%	5,3%	19,1%	1,9%	3,4%	10,9%	6,9%	19,1%	3,7%	70,3%
<b>Spain</b>	<b>2,4%</b>	<b>15,5%</b>	<b>5,1%</b>	<b>23,8%</b>	<b>4,6%</b>	<b>3,9%</b>	<b>12,0%</b>	<b>10,2%</b>	<b>17,9%</b>	<b>4,5%</b>	<b>82,1%</b>

- ✓ Higher than average exposure to the **services sector** (89.9%), a dynamic and highly competitive sector that allows it to be at the forefront of technological developments and productivity.
- ✓ Less weight than average in **construction**; a very labor-intensive sector and very sensitive in terms of unemployment rates in recessions and stress scenarios.
- ✓ Leader among other regions in activities with great potential for development and growth: **information, communications, finance, IT, scientific activities, etc.**

# Competitive advantages

- The Community of Madrid recorded a **competitiveness index** in 2022 (corrected in March 2023) **higher than not only Spain but also some EU countries such as France, Italy and Portugal.**
- It is also the **most attractive Spanish region to live and work in**, followed by the Basque Country and Catalonia.
- The Community of Madrid is the **European region with the best public health indicators.**

## EU Regional Competitiveness Index (2022)





## II. FUNDING PROFILE AND STRATEGY



# Normative protection of Debt payment

## The Comunidad de Madrid's debt is included in the scope of State debt

- *Article 135 of the Constitution states ...*
- *"Loans to meet payment on the interest and capital of the State's Public Debt shall always be deemed to be included in budget expenditure and may not be subject to amendment or modification as long as they conform to the terms of issue."*

### *In terms of Organic Law*

*Article 14.5 of the Law on Financing of the Autonomous Communities states:*

*"The public debt of the autonomous communities and the securities of an equivalent nature issued by them shall be subject, to the same rules and shall enjoy the same benefits and conditions as the Public Debt of the State" .*

*Article 14 of the Organic Law 2/2012 of 27 April on Budgetary Stability and Financial Sustainability provides:*

*"The payment of interest and principal on the debt of public administrations shall have absolute priority over any other expenses"*

*In practice, the Spanish Government has provided financial support to regions that have experienced budgetary difficulties or access to the financial market*

- ✓ *Since 2012 the Treasury has implemented mechanisms such as the FLA (Autonomous Liquidity Fund) and FFPP (Payment Provider Fund) to provide liquidity to the regional governments and local authorities to enable them to cope with their payment obligations (Royal Decree-Law 17/2014). Ultimately, the Government of Spain is the ultimate guarantor of debt amortization.*

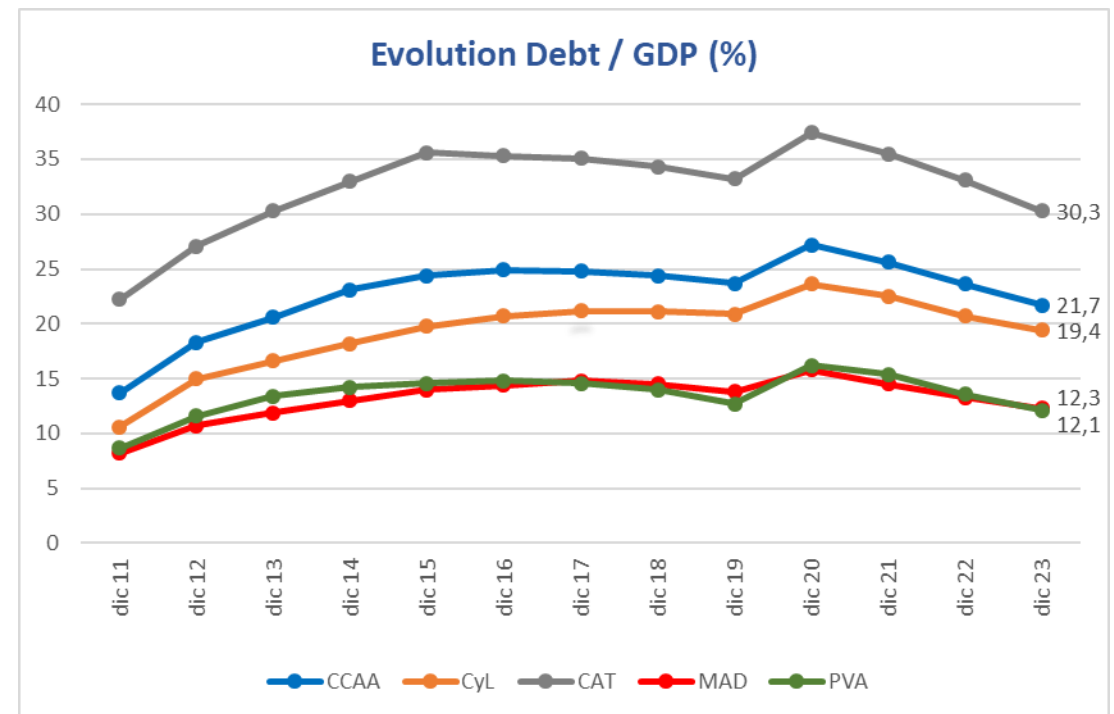


# Debt ratios of the Comunidad de Madrid

The Comunidad de Madrid has strong credit fundamentals, putting it in a very favourable starting position to face the current economic and health crisis.

These debt ratios mean that the Community's cost of financing is very favourable. As a result, the Community has opted for **greater financial autonomy** (similar to the strategy of the Foral Regions), having repaid early in 2020 all the outstanding capital concentrated in the FFCA (unlike other regions where more than 80% of its debt is state-funded).

CCAA	2023 4Q	
	Debt (€ mill.)	Debt/GDP (%)
Comunidad Foral de Navarra	2.950.598	11,7
Canarias	6.518.156	11,9
País Vasco	10.661.288	12,1
<b>Comunidad de Madrid</b>	<b>35.880.101</b>	<b>12,3</b>
Principado de Asturias	4.242.856	14,8
La Rioja	1.624.676	15,4
Galicia	12.169.966	15,7
Andalucía	38.649.434	19,3
Cantabria	3.315.856	19,4
Castilla y León	13.864.599	19,4
Aragón	9.185.293	19,8
Extremadura	5.322.224	21,2
Illes Balears	8.579.352	21,7
Cataluña	85.986.160	30,3
Región de Murcia	12.139.354	30,5
Castilla-La Mancha	16.156.146	31,1
Comunitat Valenciana	57.995.942	41,2
<b>National Average</b>	<b>325.242.001</b>	<b>21,7</b>



Source: Bank of Spain

## Gross Financing Needs 2024

2,959MM

- Refinancing of long-term debt redemptions in 2024

55 MM

- Negative settlement 120 monthly payments (DA 36th, Law 2/2012, 29 june)

0 MM

- Déficit 2024 (0.1 % Regional GDP)

1MM

- Agencia Vivienda Social, (Lt) debt

941 MM

First Tranche Deficit 2023 pending financing

433MM

Second tranche Deficit 2023 pending financing

**TOTAL FUNDING NEEDS 2024: 4,390 MM**

**TOTAL ISSUED 2023: 3,743 MM**



# 2024 Debt Strategy

1. Funding needs: EUR 3,015 bn.
2. First tranche Deficit 2023 pending financing: 941 M.
3. Second tranche Deficit 2023 pending financing: 433M.
4. EUR Benchmarks transactions.
5. Preference for medium and long maturities.
6. Smooth the maturity profile towards longer term financing.
7. Promote Sustainable Finance:
  - Capacity to issue bonds and loans.
  - Public and private deals.
  - In compliance with the GBP and SBP and aligned with the SDG.





# Rating and debt ratios

	Moody's	S&P	DBRS	FITCH	SCOPE
<b>Current Rating</b>	Baa1	A	A	A-	A
<b>Outlook</b>	Positive	Stable	Positive	Positive	Stable
<b>Date</b>	21 Mar. 24	26 Jul. 24	14 Jun. 24	15 Nov. 24	29 Nov. 24

	Comunidad de Madrid				National Total			
	2021	2022	2023	2024 2Q	2021	2022	2023	2024 2Q
<b>Debt/GDP (%)</b>	14.3	13.0	12.3	12.8	25.3	23.1	21.7	21.9
<b>Debt</b>	34,410	34,824	35,880	38,405	312,611	317,093	325,242	337,474

	Comunidad de Madrid				Spanish Treasury			
	2021	2022	2023	2024 2Q	2021	2022	2023	2024 2Q
<b>Debt Average Cost (%)</b>	1.86	2.09	2.27	2.32	1.64	1.73	2.09	2.17

**LCR (Liquidity Coverage Requirement): NIVEL 1 EUROCLEAR.ECB**  
**0% risk weighted.**

**Minimum risk applicable in accordance with European Prudential Regulations**

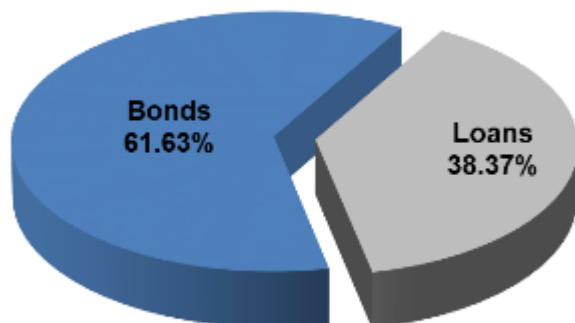
**The average cost of Comunidad de Madrid is 2,29 % (October 2024)**

*Source: Comunidad de Madrid, INE and Bank of Spain*  
*Considering rights and obligations*  
*\*Cost: Spanish Treasury*



# The main characteristics of the debt

Distribution bonds/loans



Loans

Type	%
Public entities	22.91%
Private entities	77.09%
<b>Total % Loans</b>	<b>38.37</b>

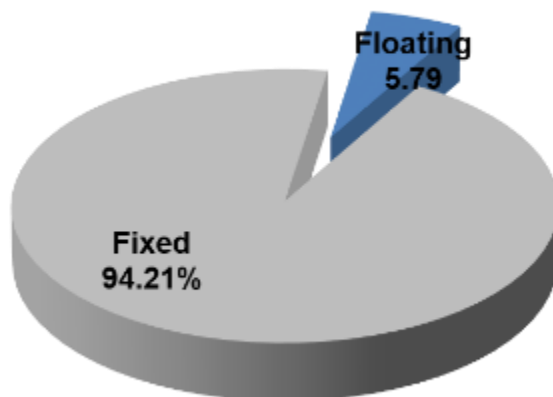
  

Bonds	
Type	%
Euro	100.00
Foreign currency	0.00
<b>Total % Bonds</b>	<b>61.63</b>

Currency distribution



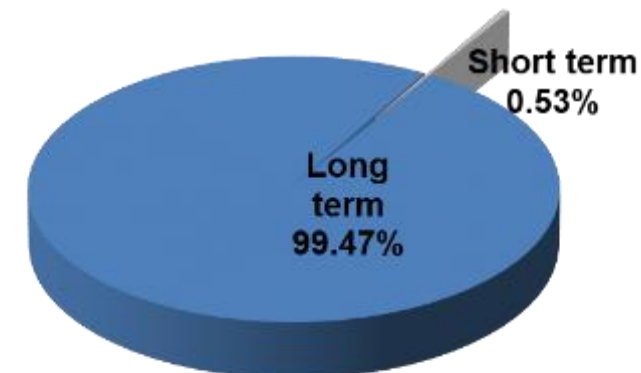
Distribution fixed/variable



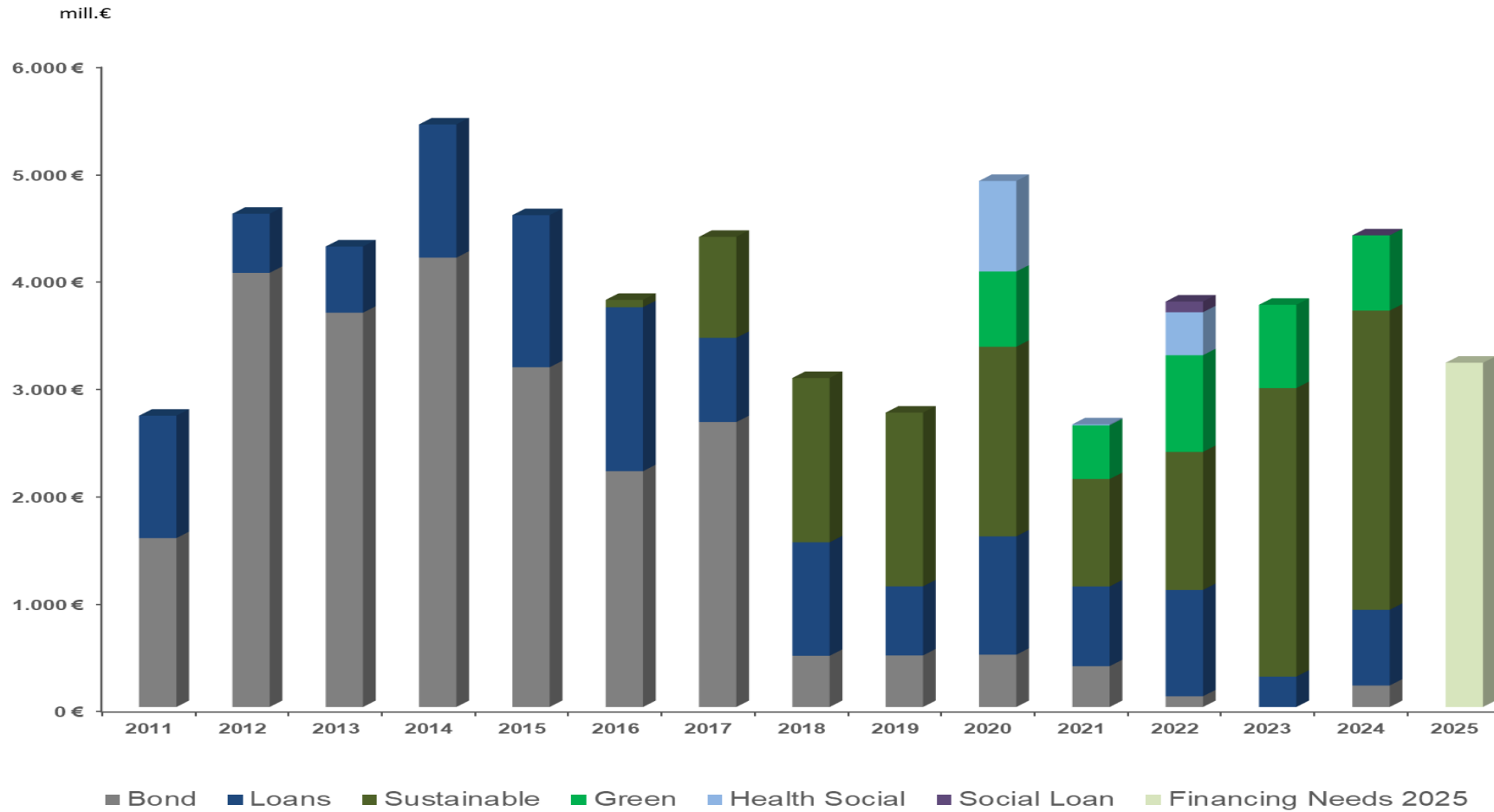
A commitment to fixed-rate issuances is a strength:

- Reducing risks.
- Reducing volatility when making payments.

Maturity Distribution



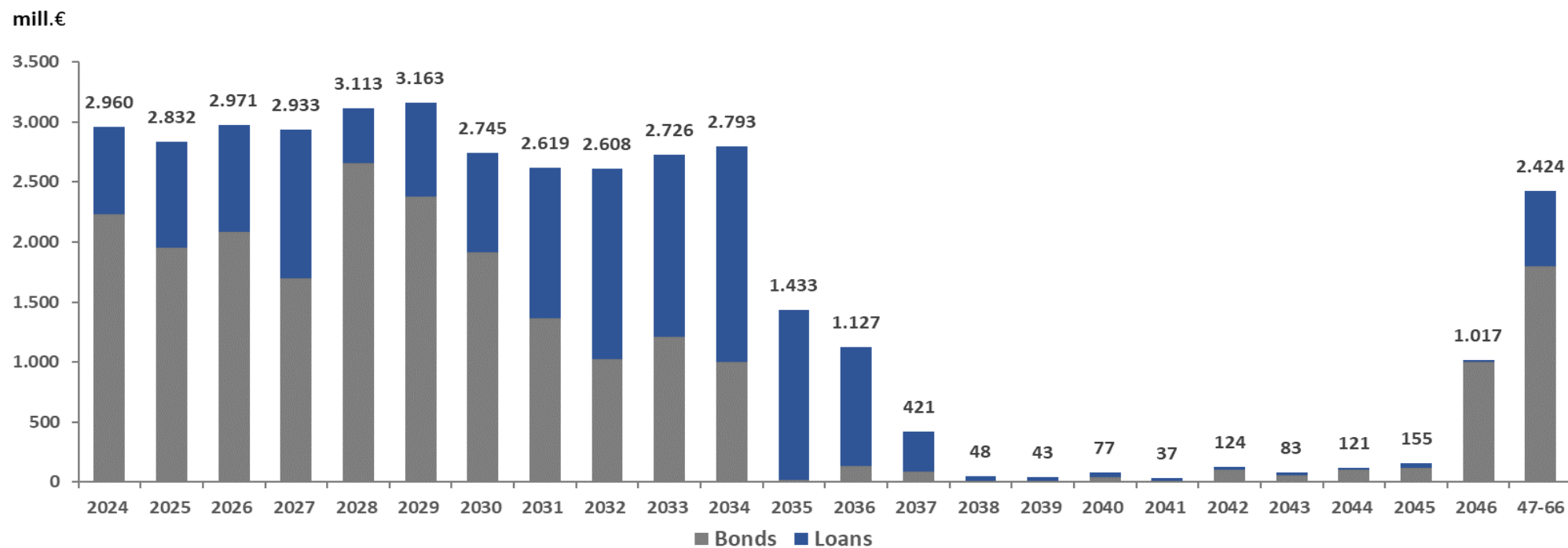
# Funding Activity



**Madrid, regular player in Capital Markets.**

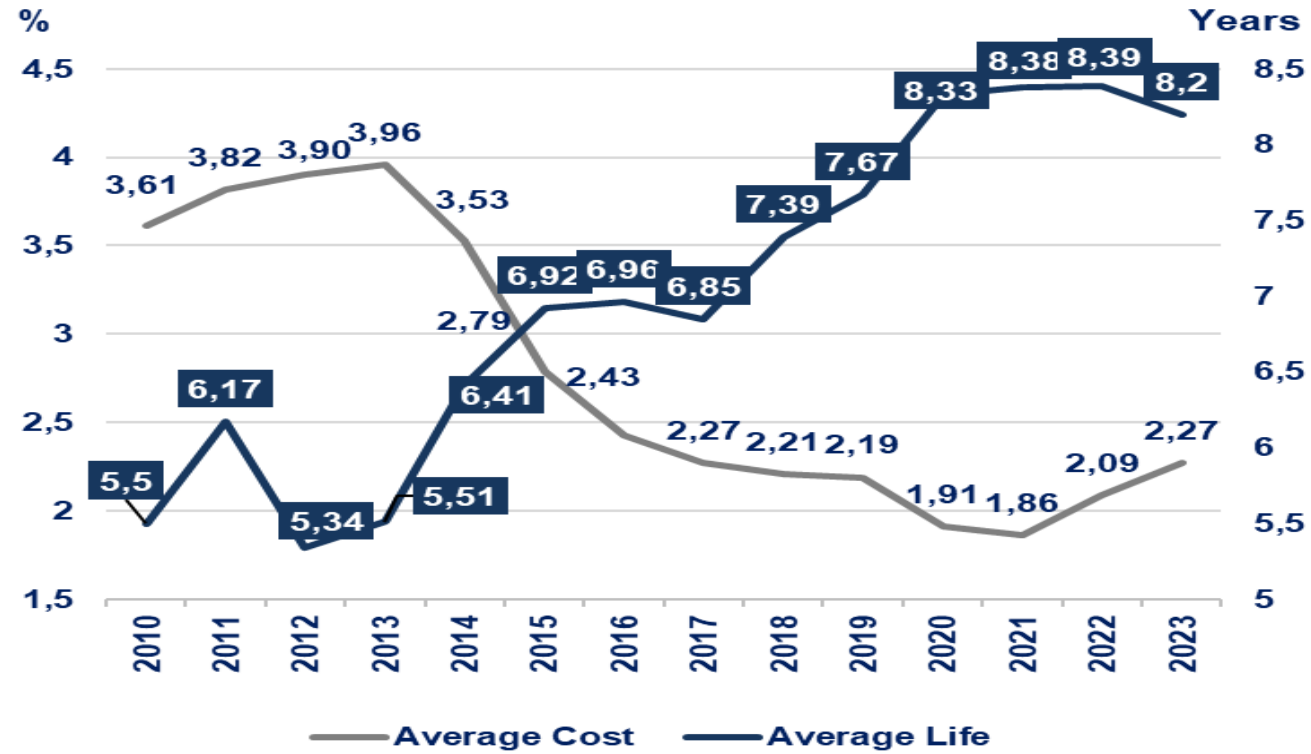
Source: Comunidad de Madrid

# Maturities profile



Source: Comunidad de Madrid

## Average cost and life

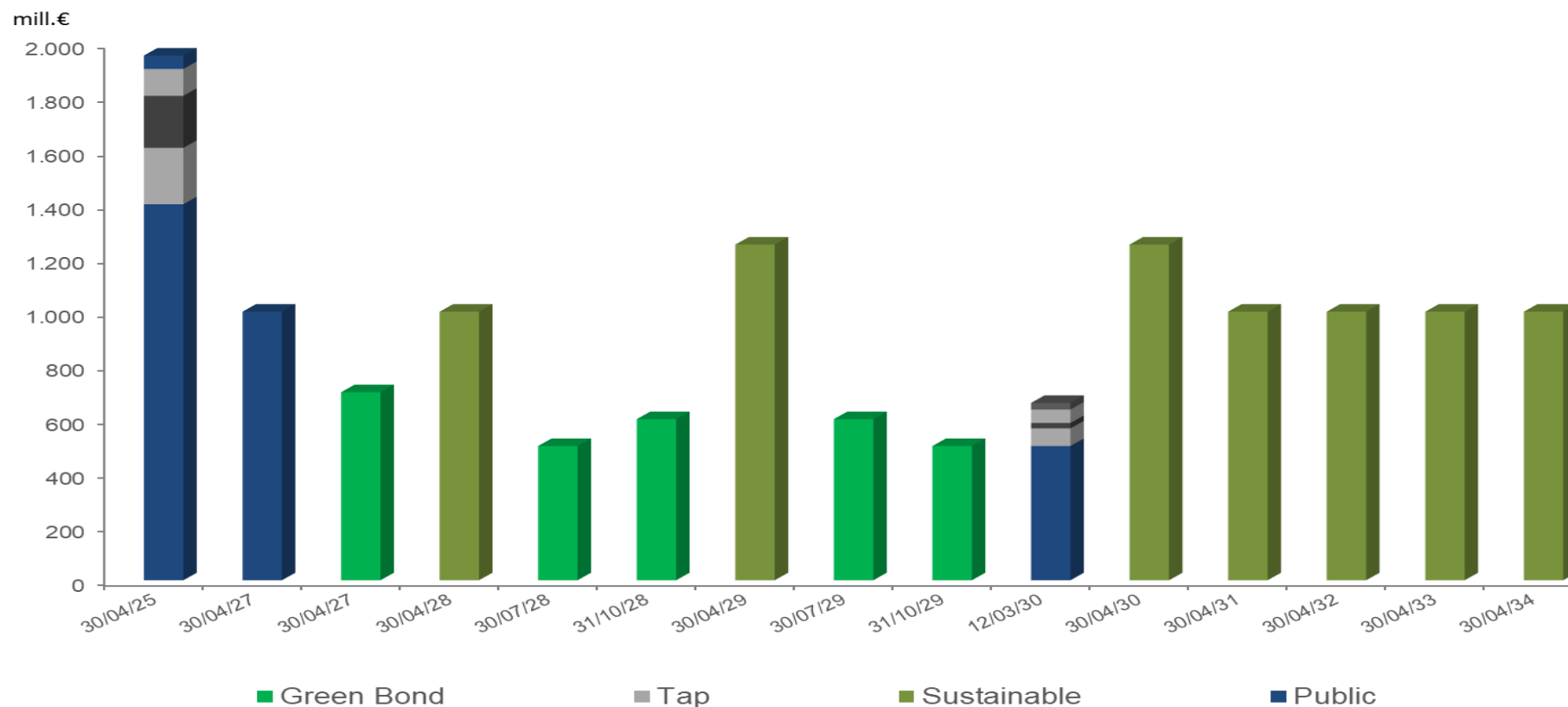


The average maturity of debt is 8.13 years (October 2024)

Source: Comunidad de Madrid



# Comunidad de Madrid: Benchmark Transactions



## Common features of these operations:

- Extraordinary investor's response.
- Outstanding quality of the orderbook: Demand driven by real money investors.
- High international support, very well diversified in geographical terms.

# Deals Breakdown

	Amount	Tenors	Average Maturity
<b>2024</b>			
Loans	2,544,310,000	3-25	10.87
Public Benchmark (Sustainable)	1,000,000,000		10.16
Public Benchmark (Green)	600,000,000		5.16
Tap	200,000,000	22	22.06
Private Placements	45.000.000,00	8-11	9.57
	<b>4,389,310,000</b>	<b>3-25</b>	<b>10.42</b>
<b>2023</b>			
Loans	2,143,000,000	8-13	10.39
Public Benchmark (Sustainable)	1,000,000,000		10.18
Public Benchmark (Green)	600,000,000		5.34
	<b>3,743,000,000</b>	<b>5-13</b>	<b>9.52</b>
<b>2022</b>			
Loans	2,174,000,000	5-30	11.17
Private Placements	100,000,000	20	20.00
Public Benchmark (Sustainable)	1,000,000,000		10.05
Public Benchmark (Green)	500,000,000		7.05
	<b>3,774,000,000</b>	<b>5-30</b>	<b>10.56</b>
<b>2021</b>			
Loans	751,000,000	10-13	11.62
Private Placements	380,000,000	28-40	31.45
Public Benchmark (Sustainable)	1,000,000,000		10.10
Public Benchmark (Green)	500,000,000		6.67
	<b>2,631,000,000</b>	<b>10-40</b>	<b>12.97</b>

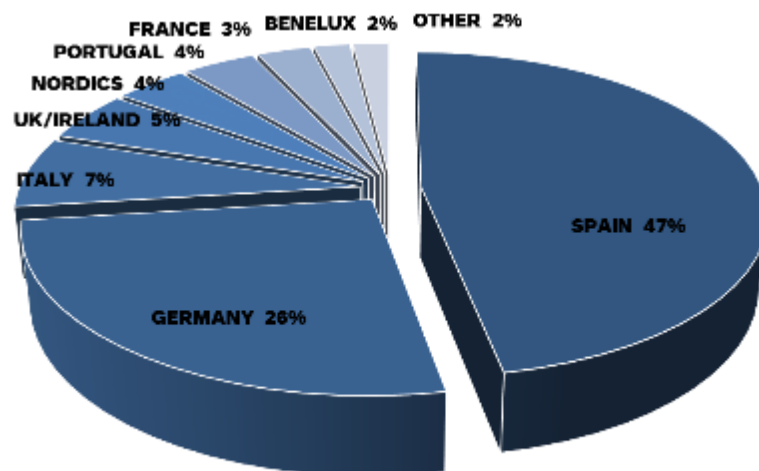
Source: Comunidad de Madrid



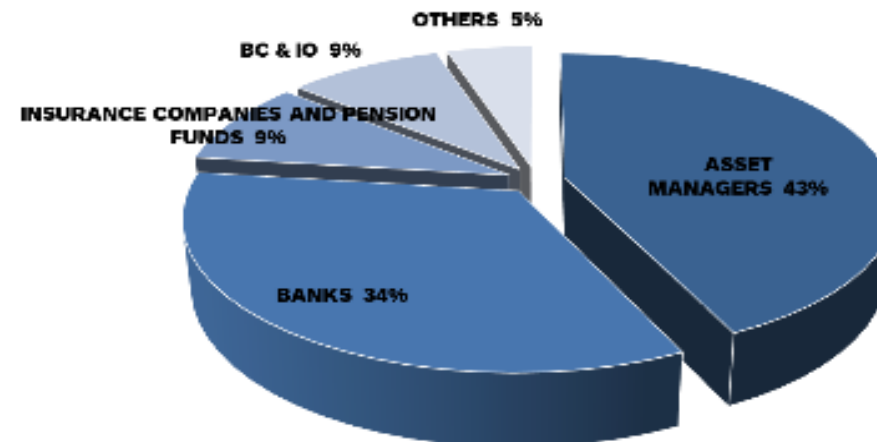
€1bn 3.462% due 30<sup>th</sup> April 2034

## 8<sup>o</sup> Sustainable Public Deal

### BY REGIONS



### BY INVESTOR TYPE



TOTAL AMOUNT 1,000,000,000 €

- First public benchmark issued by Comunidad de Madrid in 2024.
- 53% placed outside Spain.
- 4,2 oversubscribed book with over 125 investors involved

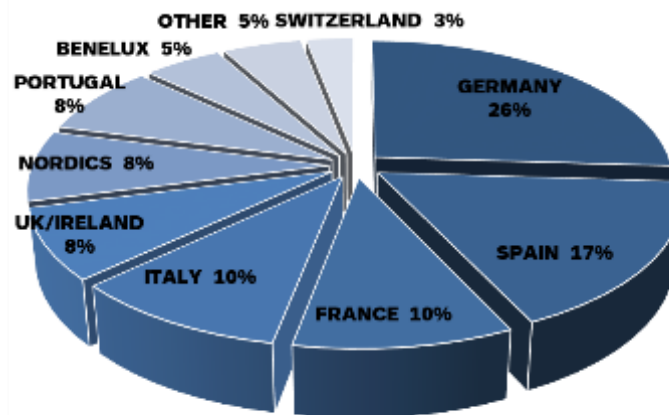




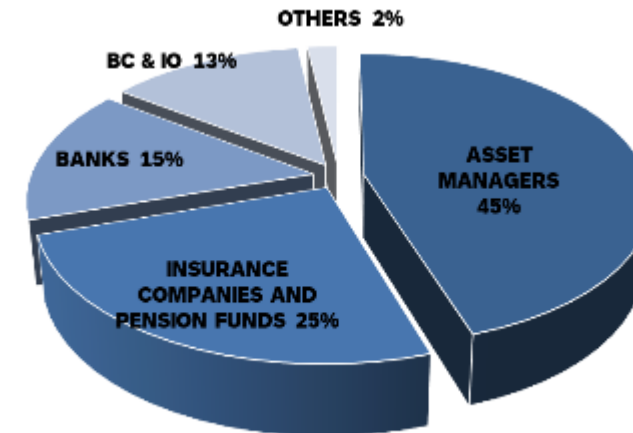
€1bn 3.596% due 30<sup>th</sup> April 2033

## 7<sup>o</sup> Sustainable Public Deal

### BY REGIONS



### BY INVESTOR TYPE



TOTAL AMOUNT 1,000,000,000 €

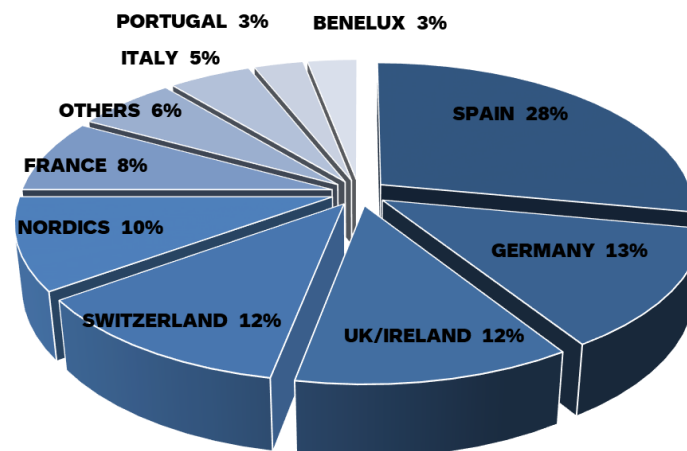
- First public benchmark issued by Comunidad de Madrid in 2023.
- 83% placed outside Spain.
- Order book 6.2 billion euros with more than 160 accounts.



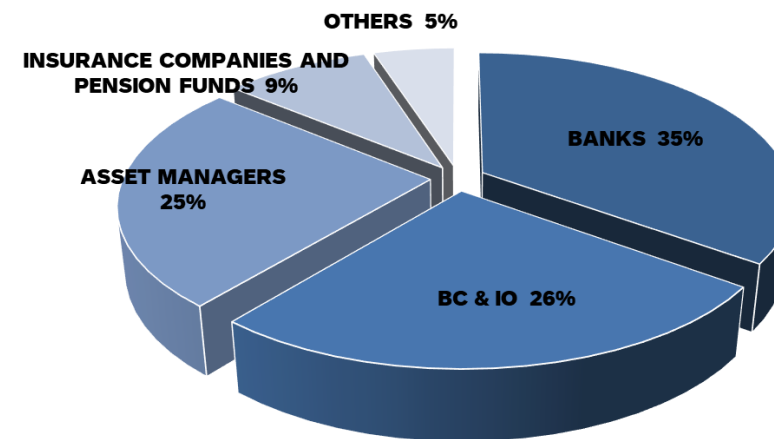
€600 bn 3.173% due 30 July 2029

## 5<sup>o</sup> Green Public Deal

### BY REGIONS



### BY INVESTOR TYPE



TOTAL AMOUNT 600,000,000 €

- The transaction is the fifth green bond since 2020
- Strong interest from investors (final orderbook 3bn from 120 investors)
- International demand took around 72% of transaction
- This transaction is one of the few in Europe to be fully aligned with the EU Green Taxonomy, and consolidates Madrid's leading position as ESG bond issuer.

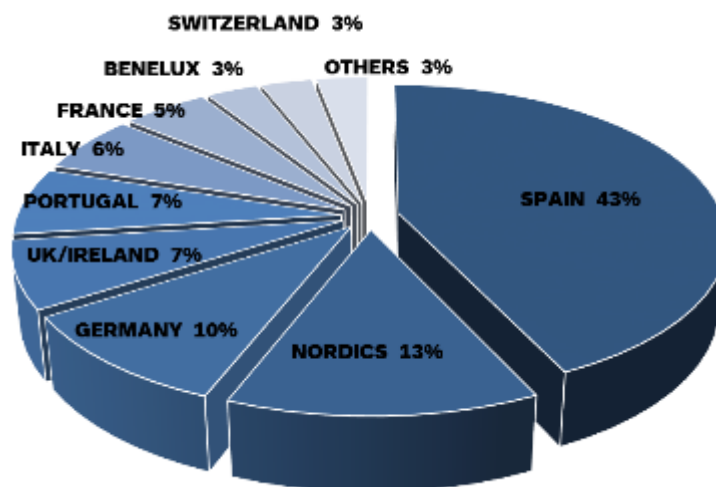
Source: Comunidad de Madrid



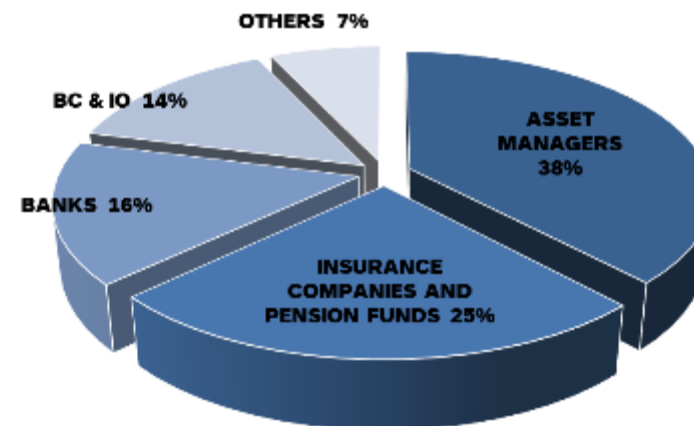
€600 bn 3.362% due 31 October 2028

## 4<sup>o</sup> Green Public Deal

### BY REGIONS



### BY INVESTOR TYPE



TOTAL AMOUNT 600,000,000 €

- The transaction is the fourth green bond since 2020
- Strong interest from investors (final orderbook 2bn from 78 investors)
- International demand took around 57% of transaction
- This transaction is one of the few in Europe to be fully aligned with the EU Green Taxonomy, and consolidates Madrid's leading position as ESG bond issuer.

Source: Comunidad de Madrid



## 2024 Notes Issuance Program Operations

Operation	Amount € mill	Settlement Date	Maturity Date
Notes	25,000,000	09/20/2024	02/07/2025
Notes	30,000,000	09/23/2024	01/20/2025
Notes	10,000,000	10/11/2024	01/27/2025
<b>Total</b>	<b>65,000,000</b>		

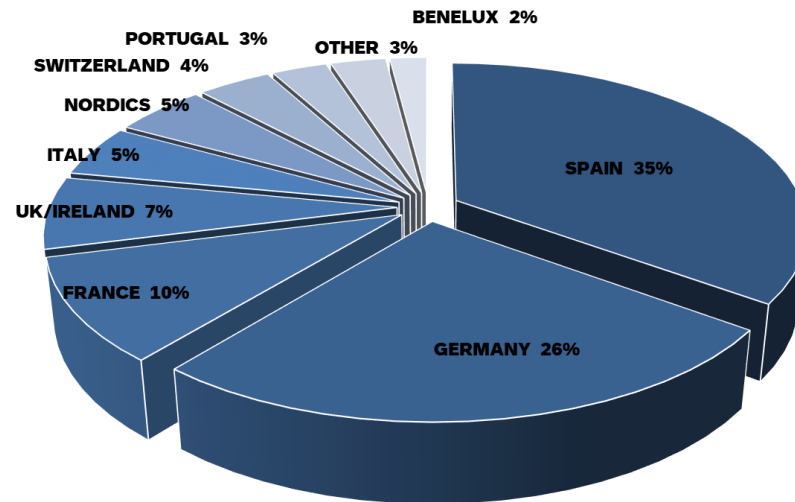
- The Note Issuance Program amounts to €1 bn.
- The nominal issue in 2024 is €250 million
- The outstanding amount of the Note Issuance Program is €935 million.



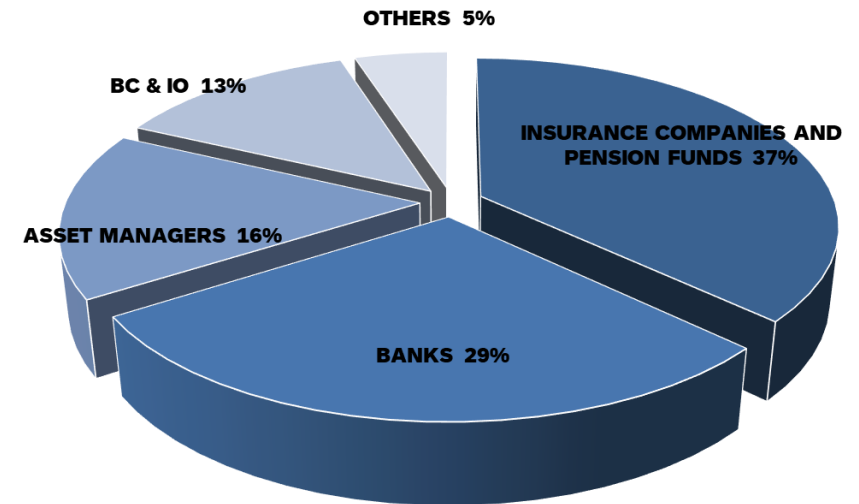
# 2024 Bond Profile

## BOND TRANSACTIONS

### BY REGIONS



### BY INVESTOR TYPE



AMOUNT ISSUED 1,845,000,000 €

Source: Comunidad de Madrid



## Gross Financing Needs 2025

2,832MM

- Refinancing of long-term debt redemptions in 2025

55 MM

- Negative settlement 120 monthly payments (DA 36th, Law 2/2012, 29 june)

316 MM

- Déficit 2025 (0.1 % Regional GDP)

1 MM

- Agencia Vivienda Social, (Lt) debt

TOTAL FUNDING NEEDS 2025: 3,204 MM

TOTAL ISSUED 2024: 4,389 MM





## SUSTAINABLE BOND 2023 - IMPACT REPORT



## TABLE OF CONTENTS

**I. APPROACH TO SUSTAINABILITY**

**II. SUSTAINABLE FINANCE**







## I. APPROACH TO SUSTAINABILITY



# Sustainability Mandate of the Community of Madrid

Comunidad de Madrid has a **clear social and environmental mandate** to meet the needs of its citizens. **Fostering inclusive growth** is core for the Region, and so it is committed to integrate sustainable development and social responsibility in all its activities while playing a key role to promote sustainable initiatives on the territory.

**Social expenditures** include several programs such as the financing of public policies related to **public health, education, social services, employment promotion, public transportation, and subsidized housing**. Comunidad de Madrid's expenditure on social programs aim to strengthen Madrid's socio-economic recovery and improve social cohesion, thanks to the development of public services that benefit all the citizens and the implementation of programs to promote employment through investment of small businesses.

**Strategy for Social Inclusion 2016/2021, within the framework of the Europe 2020 Strategy, which seeks to eradicate severe poverty from the region**



# Contribution to the UN SDGs

Comunidad de Madrid is committed to the implementation of the 2030 Agenda for Sustainable Development. In order to implement concrete actions, the project “Madrid is Action” has been established



- Affordable Housing (Target 1.4)
- Social Inclusion (Target 1.1 and 1.B)



- Healthcare (Target 3.8)



- Education (Target 4.1, 4.2, 4.4, 4.A)



- Social Inclusion - Fight against gender violence and promotion of equal opportunities (Target 5.1 & 5.2)



- Social Inclusion (8.6)
- SMEs financing (8.3, 8.6)



- Affordable Housing (11.1)
- Clean and Sustainable Transportation (11.2)



- Climate Change Policies (13.2, 13.3)



- Environmental conservation and biodiversity (15.1, 15.2)



## II. SUSTAINABLE FINANCE



# Rationale for Sustainable Financing



## Community of Madrid' Sustainability Mandate

- Comunidad de Madrid devotes a substantial portion of its budget to social and environmental spending
- Via the issuance of sustainable debt, Community of Madrid contributes to its social and environmental policies and actions
- Alignment of the funding strategy with the sustainability strategy

## Addressing the social and environmental transition

- By issuing Sustainable Finance Instruments, Community of Madrid contributes to global, EU and national social and environmental objectives
- Contribution to the achievement of UN Sustainable Development Goals (SDGs)
- Achievement of sustainable growth for Community of Madrid's citizens

## Supporting the growth of a sustainable financial market

- Address the increasing demand for more sustainable assets by responsible investors
- Diversify its investor base targeting SRI and dark green investors, while fostering the relationship with existing investors
- Contribution to the development of a sustainable financial market

**Comunidad de Madrid believes that Sustainable Finance Instruments are effective tools to channel investments to projects demonstrating climate and social benefits**



# Sustainable Finance Framework

## Alignment with the Standards

The Sustainable Finance Framework of the Community of Madrid complies with:

- ICMA Green Bond Principles, Social Bond Principles, Sustainability Bond Guidelines
- LMA Green Loan Principles



## Community of Madrid Framework's pillars

1

### Use of Proceeds

- Sustainable Finance Instruments' proceeds will be allocated to eligible expenditures with a clear social and/or environmental benefit within the General Budget

2

### Project Evaluation and Selection

- Carried out by the Committee of Selection, Monitoring and Evaluation that meets before the issuance of a Sustainable Finance Instrument, in accordance with the Eligibility and the Exclusionary Criteria

3

### Management of Proceeds

- Sustainable Finance Instruments' proceeds will be managed in a portfolio approach

4

### Reporting

- Allocation and Impact reporting provided annually until full allocation of the Sustainable Finance Instruments' proceeds

5

### External Review

- Second Party Opinion (SPO) from Sustainalytics. Community of Madrid might hire an external party to audit the allocation of proceeds

**Under the Green Finance Framework, Community of Madrid can issue Sustainable Finance Instruments which include Green, Social, Sustainability bonds, private placements and loans**

Source: Comunidad de Madrid



# Second Party Opinion by Sustainalytics<sup>1</sup>

## Use of Proceeds

- By financing social housing, CdM **directly supports Spain's State Housing Plan**
- Comunidad de Madrid's finances **public education for all**, and allocates resources to guarantee access to education for **students in disadvantaged situations**
- The financing of the healthcare programme will facilitate **the ongoing provision of quality healthcare services to the local population**
- Comunidad de Madrid **supports social cohesion and inclusion, protection of children and women, and care for the elderly and incapacitated** via its measures and policies
- The support provided to Madrid's SMEs, will **strengthen the competitiveness of SMEs and leading to the creation and preservation of jobs**, and **promote the integration of vulnerable people**
- Financing **low carbon transportation and reduction of global CO2 emissions** are considered an impactful use of proceeds

## Project Evaluation and Selection

In line with market practice

## Management of Proceeds

In line with market practice

## Reporting

In line with market practice



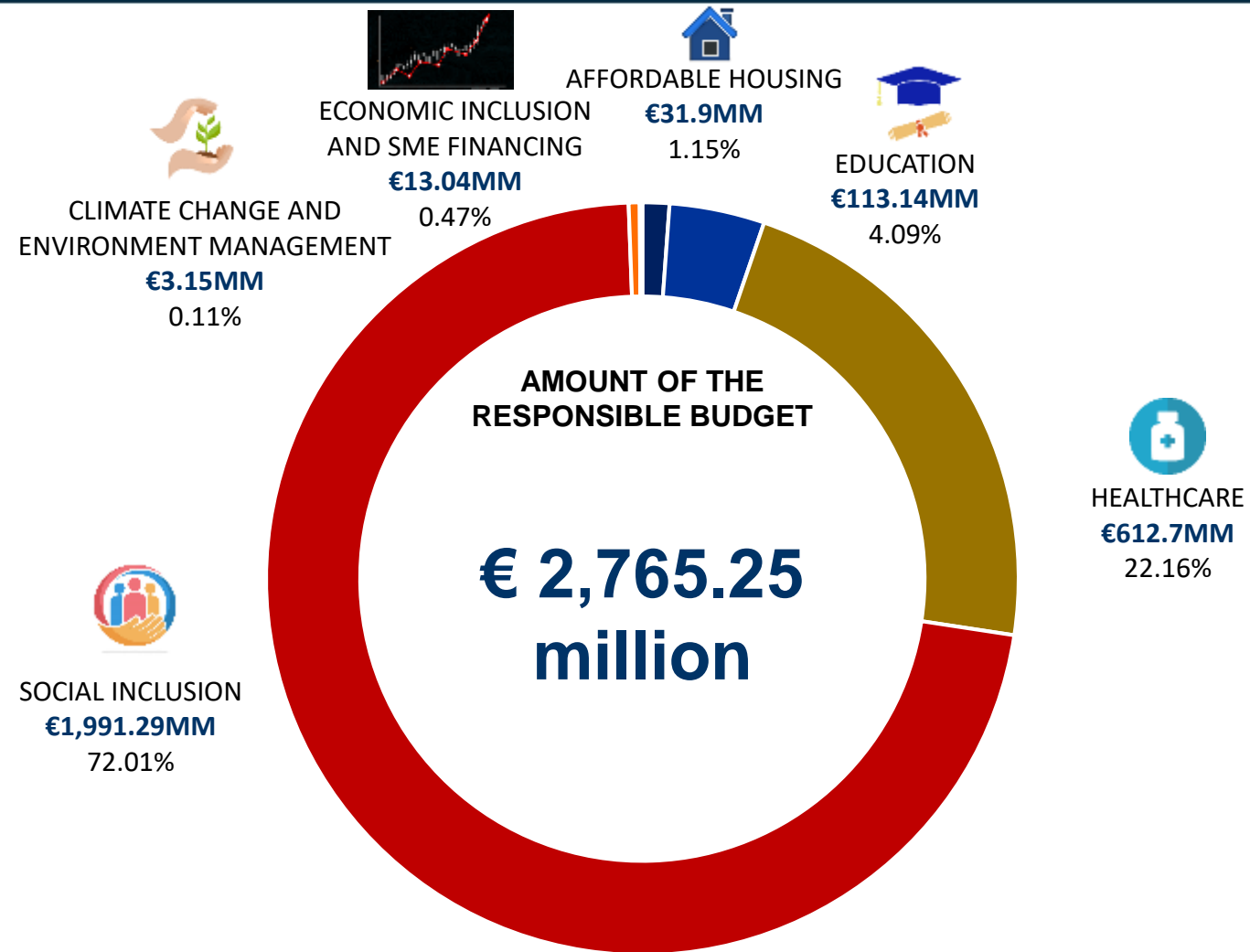
**Sustainalytics is of the opinion that the Comunidad de Madrid Sustainable Finance Framework is credible and impactful, and aligns with the Green and Social Bond Principles and Green Loan Principles 2018**

Source Comunidad de Madrid

<sup>1</sup>The full Second Party Opinion is available at: <http://www.comunidad.madrid/inversion/relacion-inversores/deuda-sostenible>












# 2023 Eligible Portfolio – Budgetary Programs



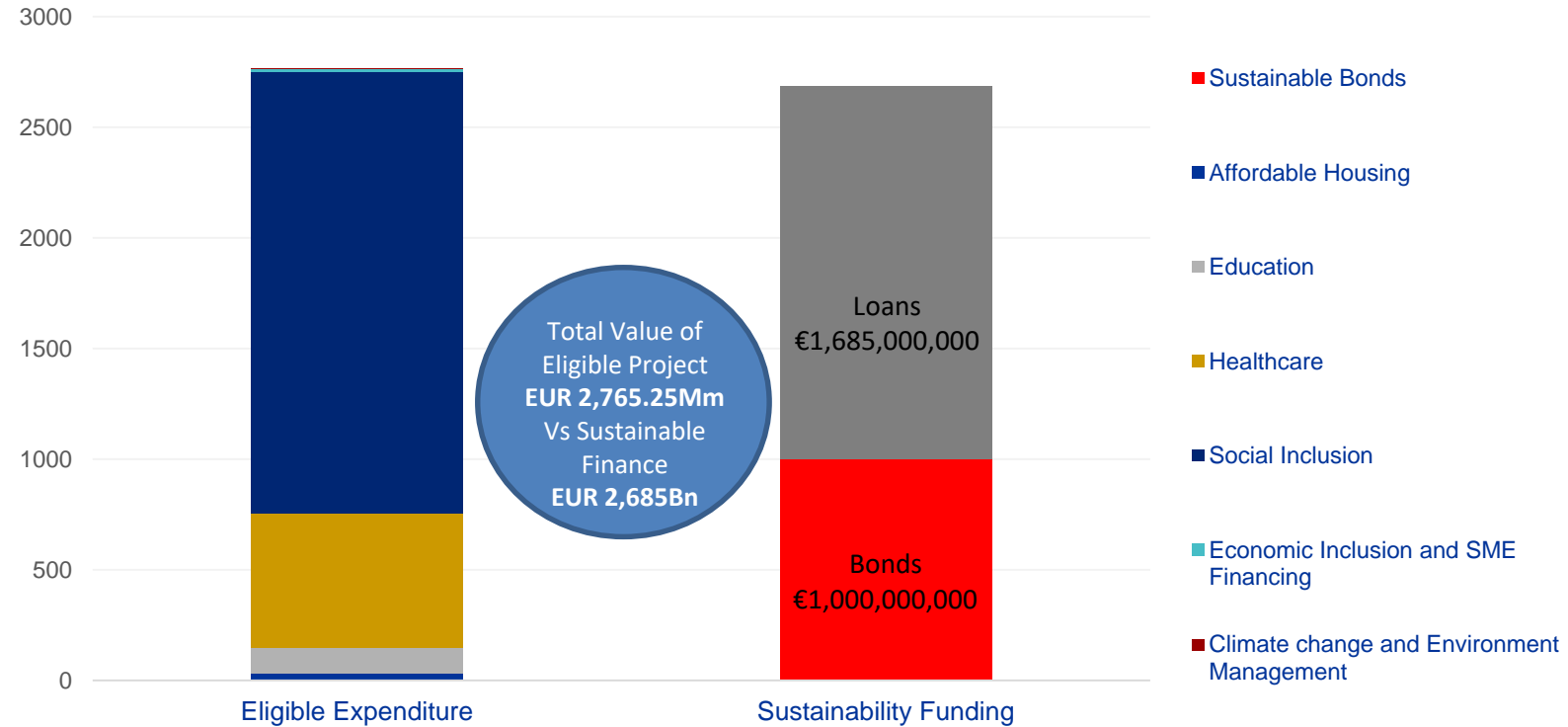


# 2023 Eligible Portfolio – Budgetary Programs

Eligible categories	Program Description	Program in the General Budget	Amount in € million (2023)	UN SDGs
<b>Affordable Housing</b>	<ul style="list-style-type: none"> <li>Provision of affordable housing and shelter to disadvantaged populations</li> </ul>	261B	31,92	 
<b>Education</b>	<ul style="list-style-type: none"> <li>Provision of education to the youth (including disadvantaged groups) and support of public schools and universities</li> </ul>	232A / 322A, B, C, F / 323M / 324M	113,14	
<b>Healthcare</b>	<ul style="list-style-type: none"> <li>Support to Madrid's Public Healthcare System and financing of high impact medicines against rare diseases</li> </ul>	312A, 313B	612,70	
<b>Social Inclusion</b>	<ul style="list-style-type: none"> <li>Fight against gender violence and promotion of equal opportunities</li> <li>Integration, education and employment programmes and financial assistance to vulnerable groups at risk of social exclusion</li> <li>Universal accessibility to the public transportation system (reduced price ticket)</li> <li>Provision of goods and services to the elderly and the mentally and/or physically disabled</li> </ul>	231A,B,C,D,E,F,I / 232A, B, E / 241A, M / 261B / 322A,B,F / 323M / 324 M / 422B / 431A / 433A / 453N / 463A /	1.991,29	 
<b>Economic Inclusion and SME Financing</b>	<ul style="list-style-type: none"> <li>SMEs financing</li> <li>Employment promotion and advancement, including people with distance to labour market</li> </ul>	463A / 466A	13,04	 
<b>Climate Change and Environmental Management</b>	<ul style="list-style-type: none"> <li>Environmental conservation and biodiversity</li> </ul>	422B / 453N / 456A,N	3,15	

Source: Comunidad de Madrid

# Reporting Framework example: Sustainability Financing: Allocation Reporting 2023



**% of Eligible Sustainable Project Portfolio allocated: 97.1%**

**% Sustainable net proceeds allocated: 100%**

Source: Comunidad de Madrid



# Sustainability Financing Impact KPIs

Project category		Target population	Allocation information			Impact indicators			
Eligible Project Category	SDG Addressed	Target Group <i>(if applicable)</i>	Budgetted amount	Allocated to sustainable bond (amount)	Share of Total Budget Financing	Number of beneficiaries		Other impact indicators	
			mEUR		%	Number	Unit of measure	Additional Indicators	number / unit of measure
Affordable Housing	Goal 1: No Poverty Goal 11: Sustainable Cities and Communities	<i>Disadvantaged and underserved groups</i>	31,922,286.00	31,922,286.00	1.19%	81	Families with social housing	Number of social housing units acquired	321
Education	Goal 4: Quality education	<i>Youth, disadvantaged groups</i>	113,136,161.00	113,136,161.00	4.21%	497,443	Number of vulnerable students	Number of students with academic reinforcement	34,676
								Number of scholarships professional training higher degree	10,292
								Number of public schools (0-18 years)	1,456
Healthcare	Goal 3: Good Health and Well-being	<i>Citizens (including disadvantaged and underserved groups)</i>	612,703,543.66	612,703,543.66	22.82%	759	Number of people with a rare disease being provided access to services and adequate medication	Number of people treatment medication high impact	66,695
Social inclusion	Goal 1: No Poverty SDG 5: Gender equality	<i>Disadvantaged and underserved groups</i>	1,991,293,362.40	1,913,196,641.34	71.25%	1,858,993	Number of individuals or families benefiting from social benefits	Number of individuals or families benefiting of social minimum income	2,687
								Number of victims of gender violence supported	12,054
								Number of subsidized trips	1.002 millions
Economic inclusion	Goal 4: Quality education Goal 8: Decent work and economic growth	<i>SMEs and long-term unemployed</i>	13,041,368.00	13,041,368.00	0.49%	204	Number of SMEs that received support		99 projects
Environmental management	Goal 13: Climate Action		3,154,128.00	1,000,000.00	0.04%			Number of annual data for air quality parameters	1,318,494
								Number of annual data meteorological parameters	1,566,874
Total			2,765,250,849.06	2,685,000,000.00	100.0%	2,357,457			



# Sustainability Bond Impact KPIs

Project category		Target population	Allocation information			Impact indicators			
Eligible Project Category	SDG Addressed	Target Group <i>(if applicable)</i>	Budgetted amount	Allocated to sustainable bond (amount)	Share of Total Budget Financing	Number of beneficiaries		Other impact indicators	
			mEUR		%	Number	Unit of measure	Additional Indicators	number / unit of measure
Affordable Housing	Goal 1: No Poverty Goal 11: Sustainable Cities and Communities	<i>Disadvantaged and underserved groups</i>	11,889,119.55	11,889,119.55	1.19%	30	Families with social housing	Number of social housing units acquired	120
Education	Goal 4: Quality education	<i>Youth, disadvantaged groups</i>	42,136,372.81	42,136,372.81	4.21%	185,267	Number of vulnerable students	Number of students with academic reinforcement	12,915
								Number of scholarships professional training higher degree	3,833
								Number of public schools (0-18 years)	542
Healthcare	Goal 3: Good Health and Well-being	<i>Citizens (including disadvantaged and underserved groups)</i>	228,194,988.33	228,194,988.33	22.82%	283	Number of people with a rare disease being provided access to services and adequate medication	Number of people treatment medication high impact	24,840
Social inclusion	Goal 1: No Poverty SDG 5: Gender equality	<i>Disadvantaged and underserved groups</i>	741,636,261.60	712,549,959.53	71.25%	692,362	Number of individuals or families benefiting from social benefits	Number of individuals or families benefiting of social minimum income	1,001
								Number of victims of gender violence supported	4,489
								Number of subsidized trips	0.373 millions
Economic inclusion	Goal 4: Quality education Goal 8: Decent work and economic growth	<i>SMEs and long-term unemployed</i>	4,857,120.30	4,857,120.30	0.49%	76	Number of SMEs that received support		37 Projects
Environmental management	Goal 13: Climate Action		372,439.48	372,439.48	0.04%			Number of annual data for air quality parameters	491,059
								Number of annual data meteorological parameters	583,566
Total			1,029,086,302.07	1,000,000,000.00	100.0%	878,108			



# Selected Projects for the 2023 Sustainability Bond

*Comunidad de Madrid has a clear social and environmental mandate to meet the needs of its citizens.*

*Sustainable development is at the centre of our policies for strong, sustainable and inclusive growth and development.*

## SELECTED PROJECTS



ELEGIBLE CATEGORY	PROJECT NAME	AMOUNT
Affordable Housing	Eviction of Cañada Real and Guadarrama River. Housing Acquisition.	0
	Maintenance and conservation of inhabited social housing.	8,175,795.00
	Development of land for the construction of social housing.	844,742.00
	My First Housing	18,000,000.00
	Construction of new social housing developments.	1,305,172.00
	Repair of uninhabited social housing for their second allocation.	2,549,955.00
Education	Neighbourhood Assistance Service of the Community of Madrid. ASIVECAM.	1,046,622.00
	Attention to students with specific educational support needs.	2,940,819
	Book lending programme. ACCEDE Programme.	56,893,460
	Maintenance of Secondary Education Centres.	22,726,651
	Refuerza Programme (academic support and reinforcement activity).	2,477,200
	Formación y sensibilización a mujeres en situación de exclusión social.	4,047
	Scholarships for advanced vocational training.	24,387,366
	Educational compensation classrooms.	706,618
	Scholarships for public universities	3,000,000
	High-impact medicines and orphan drugs.	610,000,000
Healthcare	Mobile Support Service for Drug Dependency	2,049,999.66
	Collaboration with Local sector	54,544.00
	Collaboration with professional bodies.	99,000
	Collaboration with citizens' organisations.	500,000
Social Inclusion	Grants for School meals	42,183,327.00
	Economic benefits in situations of dependency.	300,145,862.00
	Domiciliary care in situations of dependency.	115,941,624.00
	Care services for seniors in specific centres	333,643,203.00
	Subsidies for public transport users.	1,140,115,203.00
	Care for the elderly in centres.	14,418,564.00
	Care services in residential centres for women victims of gender violence.	446,758.00
	Social canteens services	3,185,370.00
	Care services in non-residential centres for women victims of gender violence.	4,147,619.00
	Economic assistance for the social integration of women victims of gender violence.	145,225.00
	Free school transport service for pupils in special education centres.	5,887,026.00
	Free transport service for students with physical disabilities.	3,959,793.00
	Free school meals for pupils in special education centres.	2,964,500.00
	Free school transport service for pupils in shantytowns.	597,885.00
	Participation and integration centres (CEPI).	2,371,418.40
	Volunteer school.	119,452.00
	Housing First Programme.	504,314.00
	Care centre for people in situations of social exclusion.	1,565,751.00
	Network of volunteer information points (PIV).	75,613.00
	Madrid LGTBI Information and Care Programme.	216,358.00
	Minimum Insertion Income (RMI).	8,593,497.00
	Subsidies for integration projects linked to the Minimum Insertion Income (RMI).	4,900,000.00
Economic Inclusion and SME Financing	Grants for LGBT NGOs.	675,000.00
	Development Cooperation Subsidies.	4,490,000.00
	Aid for the promotion of technological sectors Consortia.	2,679,113.00
	Subsidies for the promotion of technological sectors. Start-ups	1,390,541.00
	Aid for the use of innovation services in SMEs Innovation vouchers.	732,937.00
Climate Change and Environment Management	Aid for industrial SMEs Industry 4.0 projects.	7,518,777.00
	Aid to Innovation Intermediary Entities.	720,000.00
	Conservation and maintenance of periurban parks	3,154,128.00
TOTAL		2,765,250,894.06

Source: Comunidad de Madrid



# CASE STUDY for HEALTHCARE



## High Impact Medicines and Orphan Drugs



- Comunidad de Madrid offers universal healthcare coverage to all of its citizens. The overall objective of the healthcare programme is the maintenance of a quality healthcare service and an efficient use of resources. Madrid's public healthcare service includes plans such as the **"Plan to improve healthcare services for people with rare diseases"**.

- Providing integrated and comprehensive care by all the agents involved is essential to improve the daily life of these people and their families.
- Within the **Plan to Improve Healthcare for People with Rare Diseases**, Comunidad de Madrid financed **EUR 610mm** for rare diseases treatments, over **66,000 patients** were treated:
  - 759 patients which annual costs is over EUR100,000
  - 654 patients with Chronic Hepatitis C
  - 31 CAR-T therapy treatments.
  - 8,959 multiple sclerosis
  - 28,836 immune-mediated inflammatory diseases patients
  - 26,624 HIV patients
  - 816 Pulmonary hypertension

## Mobile Support Service for Drug Dependency



- **Comunidad de Madrid provides healthcare** to about **5904 drug addicts** out of treatment **through mobile devices in marginal areas**.
- This project aims to minimize the negative effects related to consumption and contributes to public health by controlling and monitoring transmitted diseases, providing referrals to drug addiction treatment, counselling and support services network

Proceeds of the bond will be allocated to projects aimed at providing a modern and sustainable public healthcare service system to the citizens of Madrid (including, but not limited to, vulnerable groups)

Source: Comunidad de Madrid



# CASE STUDY for EDUCATION



## ACCEDE – Book lending program



- **Accede Program textbook lending program** for eligible students of Primary Education, Compulsory Secondary Education and Basic Vocational Training
- Close to **485,000 students** from nearly **1,500 schools** benefited from this program
- Comunidad de Madrid has allocated **EUR56,8Mm** to this program

## Education Centers Maintenance



- Comunidad de Madrid **offers a wide network of public primary and secondary education schools and special education schools**
- Every year, Comunidad de Madrid builds new centers to cope with takes care of the maintenance of schools, by taking preventive, diagnostic, updating, replacement, and repair procedures. In 2023j more than **375 schools** benefited from these procedures

## REFUERZA-Academic Support



- **The Academic Support program** seeks to complement Primary Schools training by offering students reinforcement activities, study techniques or knowledge expansion sessions.
- About **17,000 students** benefited from this program.

Education is a fundamental social right, bringing significant benefits to society. An educated and skilled workforce is essential for our region's competitiveness.

Source: Comunidad de Madrid





# CASE STUDY for AFFORDABLE HOUSING



## Uninhabited Social Houses Refurbishment



- **Comunidad de Madrid** dedicated close to **EUR 2,55Mm** to Social Housing projects.
- Among others those dedicated to the maintenance and conservation of inhabited social housing to **improve the safety** and the **accessibility** and enhance its **energy efficiency**
- **240 vacant** social homes were **refurbish**

## Mortgage Assistance Program



- **'Mi primera Vivienda'** is a pioneering plan for young people under 35 years old who are economically solvent but do not have savings.
- The project facilitates the granting of up to 95% of the mortgage
- Budget of 18 million euros for 2023
- 5. 987 mortgages signed by January 2023, benefiting more than 1,500 young people

## ASIVECAM – Neighborhood Assistance



- **ASIVECAM** – the Comunidad de Madrid Neighborhood Assistance service
- Aims to favor and activate processes of coexistence and communication, to provide answers to the problems raised in the promotions of public housing of the Social Housing Agency, which facilitate the integration of people and the development of these, through their participation.
- Hired 40 socio-educational technicians, acquisition 5 vehicles

**Comunidad de Madrid is committed to tackle inequalities and provide access to affordable and quality housing. Social housing plays a vital role in meeting the housing needs of people across Comunidad de Madrid**

Source: Comunidad de Madrid





# CASE STUDY for SOCIAL INCLUSION



## Minimum Insertion Income (RMI)



- **Minimum Insertion Income (RMI)** refers to the different programs aimed at individuals and families who lack sufficient economic resources to cover their basic needs, accompanied by a process of social intervention.
- In 2023, **2.687 persons received the RMI in the Comunidad de Madrid.**
- Comunidad de Madrid earmarked EUR 8,5Mm for this purpose

## Assistance for Women victims of gender violence



- Comunidad de Madrid funds a broad range of initiatives and programs aiming to **end all forms of gender-based violence**
- In 2023, **101 women and 82 children** were treated in **Shelter Centers** specialized in offering women and their dependents a comprehensive recovery treatment that from the psychological, educational, socio-labour and legal fields, favors the normalization of the family unit.
- **Day Centers** supported more than **10,881 women and 700 children**

## Domiciliary Care for Seniors



- Comunidad de Madrid provided home assistance to more than **24,243 dependent persons.**
- The care services aim to promote personal autonomy, as well as meeting the needs of people with difficulties in performing basic activities of daily living.

Comunidad de Madrid's strategy for social inclusion aims to achieve the full integration in society of people who are in a situation (or at risk) of poverty and social exclusion, fighting against gender violence and promoting equal opportunities

Source: Comunidad de Madrid



# CASE STUDY for SME FINANCING



## Industry digitalization projects



- **SMEs** play a major role in Comunidad de Madrid's economy.
- **Supporting SMEs is a priority for the regional government**, as well as providing these companies with the necessary tools to adapt to current market needs and expand their businesses
- Under the **Digitalization program**, Comunidad de Madrid provided in 2023 assistance and funding to **90 Industrial SMEs** for the development and implementation of innovative projects

## Panorama Servicios Case Study



Dirección General de Economía y Cooperación  
CONSEJERÍA DE ECONOMÍA, EMPLEO Y COMPETITIVIDAD

- Panorama was established in 2018 is one of the leading large-format printing and cutting companies in Spain and offers printing companies in Spain and provides companies with integral solutions for visual communication and visual advertising solutions.
- On December 28<sup>th</sup>, 2022, the Ministry of Economy, Finance and Employment of Comunidad de Madrid provided **Panorama with EUR 189,683.00** grant to implement innovative communications and data processing solutions, as well as the implementation of ICT applications and solutions in the value chain.
- These projects and investments are link to:
  - Digitize the multi-material printing area
  - Collaborative robotics
  - Sensors
  - Embedded systems and process control



**Digitising industries is one of the key challenges to be tackled for fostering growth. Comunidad de Madrid is committed in supporting SMEs in all stages of their life cycle to develop and achieve growth and engage in innovation**

Source: Comunidad de Madrid



# Leadership in Sustainable Bonds

- First Spanish Region to issue Sustainable Bonds.
- Largest number of Sustainable Bonds issued in Spain.
- Ability to Issue Green, Social and Sustainable Bonds and Loans.
- 8 Sustainable benchmark public bond issued since 2017.
- 73% of Sustainable finance in Comunidad de Madrid's annual issuance in 2023.
- Largest amount outstanding in Sustainable Bonds (8,003 MM).
- Transparent and public reporting on projects financed by under the framework.

	Amount (€ million)	Settlement	Tenor
Sustainable Bond (Public)	1,000	02/23/2018	10
Sustainable Bond (Public)	1,250	02/14/2019	10
Sustainable Bond (Public)	1,250	02/27/2020	10
Green Bond	700	05/08/2020	7
Sustainable Bond (Public)	1,000	03/26/2021	10
Green Bond	500	11/26/2021	7
Sustainable Bond (Public)	1,000	04/11/2022	10
Green Bond	500	10/14/2022	7
Sustainable Bond (Public)	1,000	02/24/2023	10
Green Bond	600	06/29/2023	5
Sustainable Bond (Public)	1,000	02/29/2024	10
Green Bond	600	05/31/2024	5

Source: Comunidad de Madrid



# 2023 GREEN FINANCING REPORT



# TABLE OF CONTENTS

**I. New Sustainability Strategy**

**II. Green Financing Report**




# **1. NEW SUSTAINABILITY STRATEGY**



# CAM New Sustainability Strategy – 2023 -2030

The Community of Madrid established a **new Energy, Climate, and Air Strategy (EECAM)** for the 2023-2030 period which introduces **7 Strategic Objectives** focused on boosting energy efficiency, promoting responsible self-consumption, expanding renewable energy use, and reducing emissions among others. The plan identifies key sectors for urgent action and potential challenges, proposing targeted areas where stakeholders and society **can drive meaningful change**. The strategy incorporates **58 detailed measures** within the framework to effectively address these environmental challenges.

- 1 Boost energy efficiency and promote self-consumption of renewable sources.
- 2 Contribute to the improvement of the availability, security, and quality of energy supply at a reasonable price and promoting self-sufficiency.
- 3 Promote the growth of electric and thermal energy production using renewable or low-carbon sources.
- 4 Reduce greenhouse gas emissions, encouraging carbon capture and sequestration.
- 5 Reduce emissions of atmospheric pollutants to improve air quality.
- 6 Progress towards a territory fully adapted to potential climate threats.
- 7 Support cultural change towards the transition to a decarbonized society, driving development and research



Estrategia de Energía, Clima y Aire  
de la Comunidad de Madrid  
2023-2030



# Selected 2030 Targets for Energy, Climate, and Air Strategy (EECAM)

## TRANSPORTATION AND MOBILITY SECTOR



- **23% reduction** in the number of **journeys** made by **private vehicles** (vehicles/km)
- **Taxi and vehicle-for-hire** (VTC) sectors to reach **100% zero emissions**
- Vehicles used for **passenger transport** and **goods distribution** targeted to achieve **50% zero emissions**
- **Urban and interurban bus fleets**, as well as institutional vehicles, to be **100% zero emissions**
- Registration of **850,000 electric vehicles** and **installation of 20,455 public charging points**
- Targeting an average age of vehicles on the road to be 10 years
- Progressive introduction of **hydrogen fuel cell technology** in private fleets of light and heavy vehicles
- Establishment of **low-emission zones** in all municipalities in the CAM with more than 50,000 inhabitants.

## RESIDENTIAL, COMMERCIAL, AND INSTITUTIONAL SECTOR



- All **public and residential buildings** must achieve at least an **E energy rating**
- **Reduction** of over **30%** in the consumption of **non-renewable primary energy** in rehabilitated buildings
- Increase the number of devices with more efficient energy labeling
- **1 GW of self-consumption**
- Ensure all **public lighting** is **energy-efficient** in the Community of Madrid



## CROSS-CUTTING AREAS OF ACTION

- Increase the level of education of society in matters related to the strategy
- Maintain and improve **air quality networks** and climate change monitoring in the CM
- Incorporate the climate change variable into new plans and legal instruments
- Include sustainability, energy savings, and efficiency criteria in contracts of the CAM public administrations and entities
- **Reduce** the total cumulative **energy consumption** in all public buildings **by 18% by 2025 and by 50% by 2030**



# Selected 2030 Targets for Energy, Climate, and Air Strategy (EECAM)

## ENERGY, INDUSTRY, AND UTILITIES SECTOR



- **Reduce** the Interruption time Equivalent to the installed Capacity (**TIEPI**) and Number of Equivalent Interruptions per Installed Power in Medium Voltage (**NIEPI**) by **10%**
- Achieve at least **5 GW of installed photovoltaic solar**
- Coordinate renewable energy development with **storage facilities** to reach **20%** of **renewable installed capacity**
- Gradually introduce hydrogen technologies from pilot projects to fully operational industrial projects
- **Reduce energy intensity** by an average annual rate of **2.53%**
- Increase cumulative annual growth of energy communities by 10%
- Increase by 10% the industries improving their processes for heat and energy utilization\*
- Achieve primary energy savings and reduction of GHG emissions, improving the self-sufficiency capacity of the CM
- **Reduce fluorinated gas emissions by 33%** compared to 2005
- 25% of industrial companies using some form of renewable energy
- 100% renewable or clean energy self-consumption in CYII facilities
- **15% reduction in waste weight generated** compared to 2010

## AGRICULTURE AND NATURAL ENVIRONMENT SECTOR



- **Reduce energy consumption from petroleum** derivatives in the agricultural sector by up to **50%**
- Achieve a **21% reduction in ammonia** emissions from farms compared to 2005 emissions
- Contribute to reducing **CH4 emissions** linked to livestock
- Improve the carbon capture capacity of agricultural soils
- Ensure **50% of the forests** in the Community of Madrid have **sustainable forest management** plans or silvicultural references
- Increase the sustainable use of forest biomass
- Analyze the risks and vulnerabilities of the agricultural and livestock sectors to climate change and enhance their capacity to adapt to such impacts
- Develop studies and projects for ecosystem services and promoting carbon absorption
- Reduce the risk of fire and minimize its magnitude
- Ensure 100% of municipalities with more than 50,000 inhabitants have an adaptation plan



# CAM Sustainability Strategy 2030

Ambitious investments in subway line extensions and bus interchanges & terminals



## GRANDES ACTUACIONES 2019/2030

DIRECCIÓN GENERAL DE INFRAESTRUCTURAS DE TRANSPORTE COLECTIVO

### PROLONGACIONES DE LÍNEA

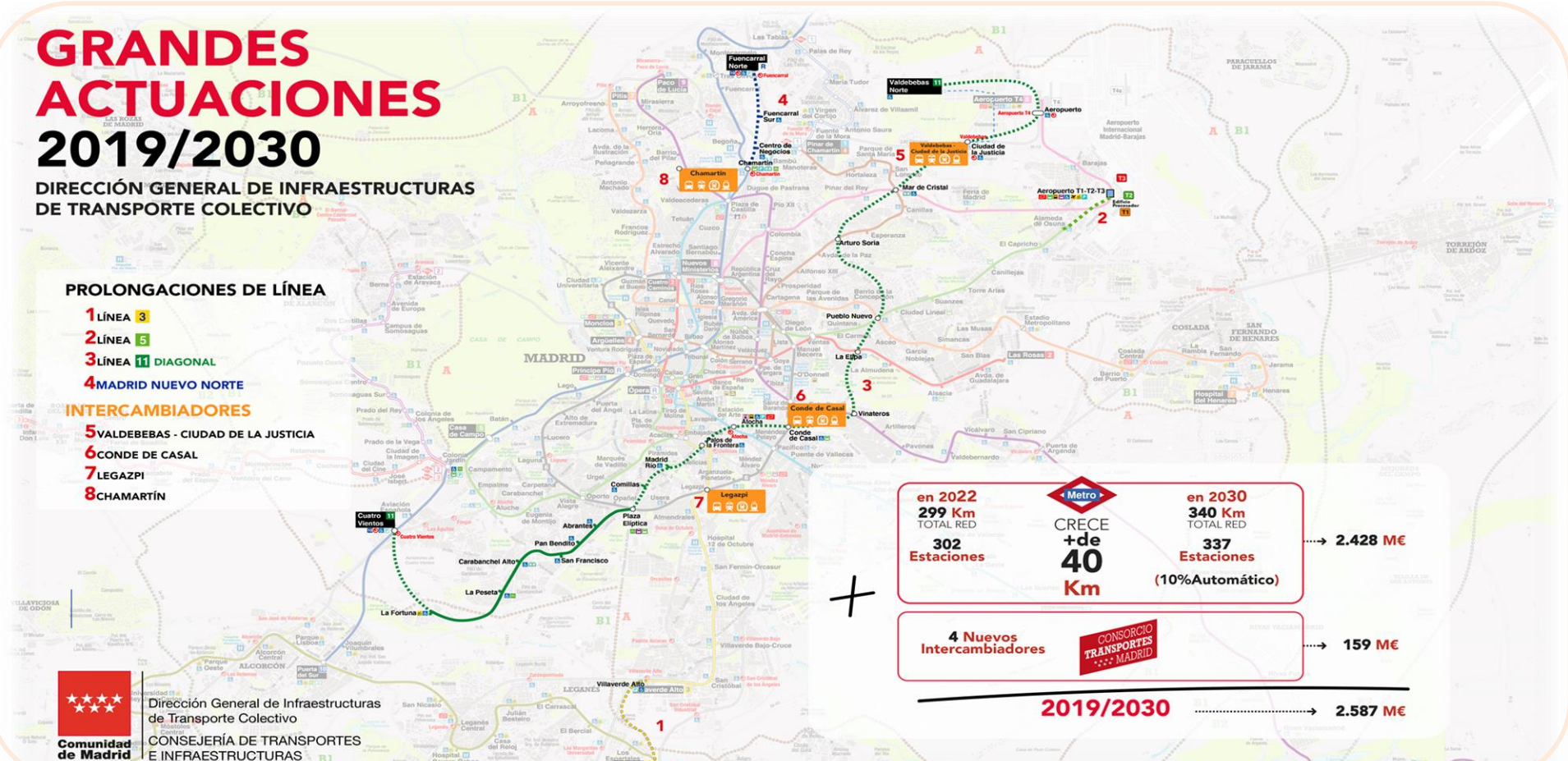
- 1 LÍNEA 3
- 2 LÍNEA 5
- 3 LÍNEA 11 DIAGONAL
- 4 MADRID NUEVO NORTE

### INTERCAMBIADORES

- 5 VALDEBEBAS - CIUDAD DE LA JUSTICIA
- 6 CONDE DE CASAL
- 7 LEGAZPI
- 8 CHAMARTÍN



Dirección General de Infraestructuras de Transporte Colectivo  
CONSEJERÍA DE TRANSPORTES E INFRAESTRUCTURAS



4 new bus interchanges and more than 40 new Km in metro lines by 2030

Source: Comunidad de Madrid, Metro

# CAM Sustainability Strategy 2030

## Comprehensive water cycle management



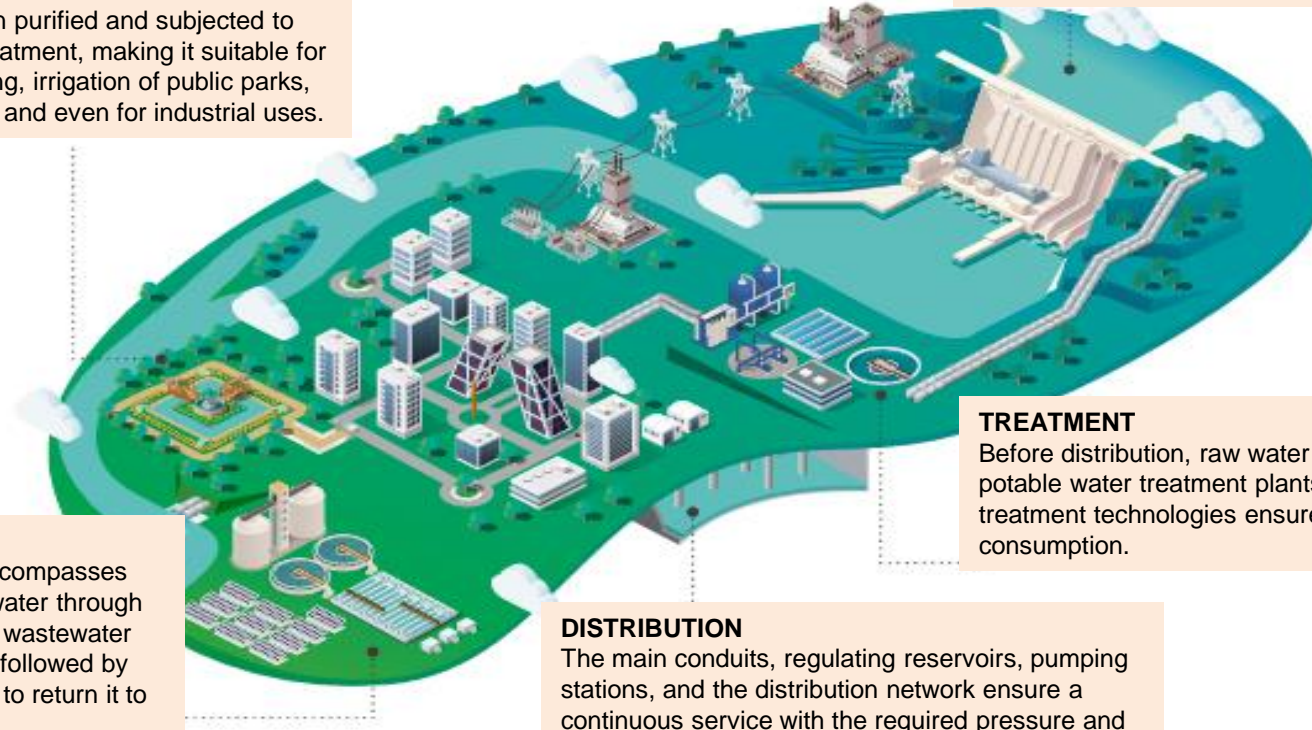
### INTEGRATED WATER CYCLE

#### REGENERATION

Regenerated water refers to wastewater that has been purified and subjected to additional treatment, making it suitable for street cleaning, irrigation of public parks, golf courses, and even for industrial uses.

#### SANITATION

Sanitation management encompasses the transportation of wastewater through urban drainage networks to wastewater treatment plants (WWTPs), followed by the purification of this water to return it to rivers in optimal conditions.



#### CAPTURE

Reservoirs, weirs, and groundwater wells make up the bulk of the water collected by the Canal for supplying the Community of Madrid.

#### TREATMENT

Before distribution, raw water arrives via large channels at the potable water treatment plants (WTPs), where the most modern treatment technologies ensure the highest water quality before consumption.

#### DISTRIBUTION

The main conduits, regulating reservoirs, pumping stations, and the distribution network ensure a continuous service with the required pressure and quality.





# Metro de Madrid – Sustainability Financing Framework

Metro de Madrid has developed a Sustainable Financing aligned to ICMA GSS Principles and LMA Principles to issue Green, Social, Sustainability and Sustainability Linked bonds and loans to finance and support activities that will contribute to the United Nations Sustainable Development Goals and the Company's Sustainability Strategy.

## STRATEGIC AREAS

- ✓ Carbon neutrality
- ✓ Protection of the environment
- ✓ Commitment to people
- ✓ Inclusive mobility
- ✓ Sustainable performance



## MAIN FEATURES of the SUSTAINABILITY FINANCING FRAMEWORK

1

### USE OF PROCEEDS CATEGORIES

#### Green Eligible Categories

- ❖ Clean transportation
- ❖ Energy efficiency
- ❖ Renewable Energy

#### Social Eligible Categories

- ❖ Affordable basic infrastructure
- ❖ Access to essential services

2

### KPI & SPTs

**KPI** - Total electric energy consumption (KWh) / metro car-kilometre produced. Total electric energy consumption is the sum of electric energy consumption for traction and auxiliary services.

**SPT** - Reduce total electric energy consumption (KWh) / metro car-kilometre produced to 2,8888 by 2028 coming from 2,9815 in year 2023 as baseline represents a reduction of 3,06% by 2028)  
Intermediate targets set 2024-2028



SPO by DNV.GL



# EMT – Sustainability Financing Framework

- EMT Madrid is a leading public transportation company in the city of Madrid .
- Operates a fleet of more than **2,000 buses**, averaging over 1.5 million trips daily. Manages the Madrid **Public Bicycle service** (BiciMad) which features over **3,500 bicycles**, **more than 250 stations**, and records more than 3 million uses
- Since its inception, **EMT Madrid has been committed to sustainability and reducing greenhouse gas emissions**. It has been a **pioneer** in incorporating **hybrid and electric buses** into its fleet and implementing measures to enhance energy efficiency, thereby reducing the environmental impact of all its operations.

## STRATEGIC PILLARS

- ✓ Strategy, Management, and Transparency
- ✓ Good Governance and Ethics
- ✓ Customers and Society
- ✓ Environment
- ✓ Economically Sustainable Management



## MAIN FEATURES OF THE SUSTAINABILITY FINANCING FRAMEWORK

1

### USE OF PROCEEDS CATEGORIES

#### Green Eligible Categories

- ❖ Clean transportation
- ❖ Energy efficiency
- ❖ Renewable Energy

#### Social Eligible Categories

- ❖ Affordable basic infrastructure
- ❖ Access to essential services

2

### KPI & SPTs

#### KPI

1. The percentage of electric fleet and zero-emission vehicles.
2. Nox emissions
3. Renewable energy generated by photovoltaic panels for self-consumption

#### SPT

1. Increase by 25% by 2025 of electric fleet and zero-emission vehicles
2. Decrease by 0.30 Kg/1,000Km Nox emissions by 2025
3. Increase to 6,000 MWh/year renewable energy generated by photovoltaic panels for self-consumption

pgemini Invent



Source: Comunidad de Madrid

## 2. GREEN FINANCING REPORT



# Green Financing Strategy - Overview

4 Green bonds issued up to date totaling a size of EUR 2,300Mn

2021, 2022 & 2023 Green Bonds allocated to clean transportation projects fully aligned with EU Taxonomy

Continued assessment towards implementing alignment on EU Taxonomy regarding other green categories, such as Waste Management and Environmental Conservation

2023 Green Financing eligible portfolio of EUR 811.6 Mn

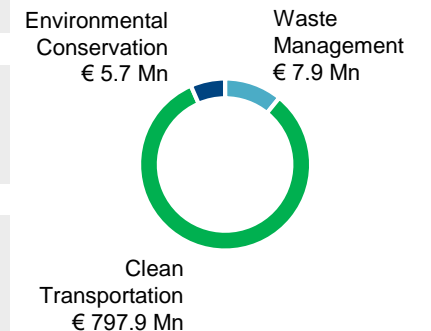
Annual impact report published on Comunidad de Madrid Website\*

Committed to at least one Green Bond issuance per year

**Comunidad de Madrid is a relevant player in Sustainable Finance**



## Green Eligible Portfolio

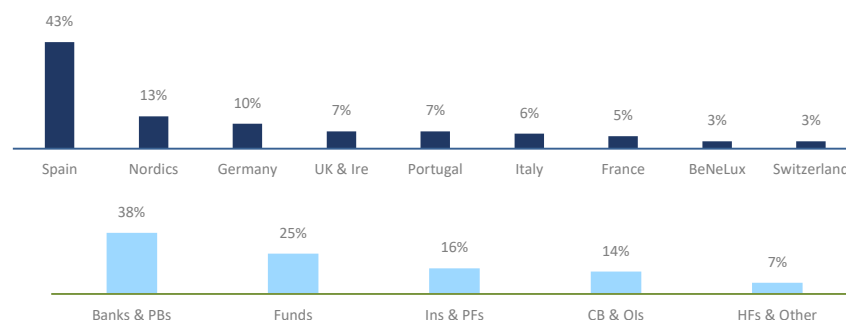


# CAM – 2023 Green Bond - Review

## Final Terms and Conditions

Issuer	The Autonomus Community of Madrid
Issuer Ratings	A/Baa1/A/BBB+ (all Stable) (S&P/Moody's/DBRS/Fitch)
Format	Senior Unsecured
Ranking	RegS, Dematerialised
Risk Weighting	0%
Size	EUR 600m
Maturity	31st October 2028
Settlement	29th June 2023 (T+7)
Coupon	3.362 Fixed, Annual, Act/Act, long first coupon
Reoffer	100%, 3.357% Yield
Benchmark	SPGB 5.15% 10/31/2028 @ 3.147% +21bps, HR 93%
Listing	AIAF
Min Denoms	€1k + €1k
Bookrunner	BBVA, CaixaBank, Crédit Agricole CIB, HSBC, ING and Santander

## Investor Type & Geographical distribution



## Transaction Highlights

- On Tuesday June 20th, 2023, the Autonomous Community of Madrid successfully launched and priced a new EUR 600M Long-5yr Green Bond at a spread of +21 bps over SPGB.
- The transaction was preceded by a week-long marketing exercise with European investors across different geographies to present the impact report of its third green bond issued in 2022, the macro outlook of the region, funding strategy and sustainable finance plans.
- The mandate was announced the previous day on Monday June 20th with no Initial Price Thoughts to be launched and priced in the near future subject to market conditions.
- The strong response from investors (with IOI's exceeding EUR 400M) and a stable market opening allowed the transaction to hit the screens early the next day for a size in the top range of the issuers target (EUR 600M WNG):
  - Books opened at 9:00 CET for a size EUR 600M WNG and a Guidance of SPGB + 26bps area
  - By 10:30 CET the demand already exceeded EUR 2bn (excluding JLM interests) which allowed the guidance to be revised to SPGB + 23 bps area.
  - By 11:45 CET the spread was set at SPGB+ 21bps with books over EUR 2.6bn (excluding JLM interests).
  - Books finally closed at 12:00 am CET with demand north of EUR 2bn demand and 111 investors involved.
  - The deal was Priced at 100.00% with yield of 3.357%.
- Strong execution metrics with total demand peaking at 2.7bn during the transaction.
- High granularity of orders with more than 110 accounts involved and strong support from international investors representing 57% of the total allocations. The quality of the book is also reflected on the 41% allocation to asset managers, insurance and pension funds.





# CAM – 2023 Green Bond - Highlights



- **The 2023 Green bond issued in June 2023** represented the fourth Green bond offering of Comunidad de Madrid.
- **Comunidad de Madrid is the only region in Spain** issuing Green Bonds.



- **Comunidad de Madrid is committed to keep on promoting** the ESG bond market and sustainable investments with a Framework that allows the Region to issue Green, Social and Sustainable Bonds.



- **The proceeds of the bond** have been **allocated to expenditures mostly in Clean Transportation followed by Waste Management and Environmental conservation**
- 2023 Green Bond **use of proceeds** is **fully aligned with the EU Taxonomy (100% of the use of proceeds allocated)**.
- **The projects will contribute to one environmental objective as defined the EU Taxonomy, Climate Mitigation.**



- **Avoided** a total of **249,164 CO2eq** atmospheric emissions.



- Comunidad de Madrid engaged with a **third party verifier to assess compliance with the EU Taxonomy\***.



- **Strong demand** from dedicated ESG investors.

Source: Comunidad de Madrid

\*[https://www.comunidad.madrid/sites/default/files/img/profesiones/cam\\_eu\\_taxonomy\\_alignment\\_spo\\_-\\_dnv\\_eligibility\\_assesment-vfinal.pdf](https://www.comunidad.madrid/sites/default/files/img/profesiones/cam_eu_taxonomy_alignment_spo_-_dnv_eligibility_assesment-vfinal.pdf)

# CAM – 2023 Green Bond – Selected Allocated Projects

## Clean Transportation



- Comunidad de Madrid supports the **decarbonization of the Region's public transport**
- In 2023, EMT Madrid allocated a **€32 million investment** for the acquisition of **106 new electric buses**. This addition brings **the total number of electric buses in their fleet to 265, complemented by 1,837 buses powered by natural gas**. Furthermore, this initiative has received a subsidy of €21 million from the Next Generation EU fund
- This is in line with the **company's strategy** of gradually reducing the fleet's carbon emissions reaching 539 electric vehicles by 2025







- Comunidad de Madrid supports the maintenance and development of the fully-electrified Madrid's metro
- In 2012, Metro de Madrid initiated an Energy Savings Plan, investing over 8.5 million euros. By 2023, the plan had achieved a **26% reduction in energy consumption from 2011 levels**. Additionally, **energy efficiency per subway car per kilometer improved by 19%**. This initiative underscores Metro de Madrid's commitment to enhancing energy efficiency and promoting sustainability in its operations.

Aligned to EU Taxonomy and standards





# 2023 Green Eligible Portfolio

## Overview of the Green Eligible Expenditures 2023

Eligible Category	Eligible Expenditures	Budgetary Programme	Budget Code	UN SDGs	EU Environmental Objectives
Climate change and environmental management	<b>Waste Management:</b> <ul style="list-style-type: none"> <li>Measures to implement the Waste Strategy of Comunidad de Madrid</li> </ul>	16: Environment, Local administration and territorial planning	456N 456B		EU Objective 4: Circular economy
	<b>Clean transportation:</b> <ul style="list-style-type: none"> <li>Promote the manufacture and use of the electric vehicles and points of recharge</li> <li>Promote public transport services and modal shift towards public transportation (e.g. railway, metro de Madrid, bus system) and soft mobility, support multimodal transport solutions and promote the use of bicycles</li> </ul>	14: Transport, Social Housing & Infrastructure	453N 456B	 	EU Objective 1: Climate change mitigation
	<b>Environmental conservation:</b> <ul style="list-style-type: none"> <li>Management and restoration of Protected Natural Parks and other unique spaces with important conservation value</li> </ul>	16: Environment, Local administration and territorial planning	456A		EU Objective 6: Protection and restoration of biodiversity and ecosystems







# 2023 Green Eligible Portfolio

Overview of the Green Eligible Expenditures Portfolio 2023				
Eligible Expenditures	UN SDGs	Amount (EUR Mn)	Subcategories	Amount (EUR Mn)
Waste Management		7.9	• Domestic Waste Management	7.0
			• Maintenance of the Air Quality Network	0.9
Clean Transportation		797.9	• EMT Bus	101.1
			• Intercity Bus	172.8
			• Metro	388
			• Measures for the Promotion of Sustainable Mobility	2.7
			• Light Train	133.3
Environmental Conservation		5.7	• Environmental Education	0.6
			• Conservation of Protected Natural Areas	1.4
			• Connectivity through Green Infrastructure	3.2
			• Protection of Wetlands	0.1
			• Grants to NPOs with Environmental Purposes	0.5
		811.6		811.6

















# 2023 Green Eligible Portfolio – Impact Indicators

Overview of the Green Use of Proceeds					Impact Indicators						
Eligible Expenditures	UN SDGs	Amount (EUR m)	Subcategories	Amount (EUR m)	Managed Waste (tn)	Data Samples Collected	Emissions Avoided (tCO2)	Vehicles Subsidized	Number of Programs	Intervened Surface (ha)	Projects Selected
Waste Management		7.9	• Domestic Waste Management	7.0	75,765						
			• Maintenance of the Air Quality Network	0.9		1,566,874					
Clean Transportation		797.9	• EMT Bus	101.1			15,345	-			
			• Intercity Bus	172.8			132,275	-			
			• Metro	388.0			220,438	-			
			• Measures for the Promotion of Sustainable Mobility	2.7			-	6,157			
			• Light Train	133.3			11,033	-			
Environmental Conservation		5.7	• Environmental Education	0.6					15		
			• Conservation of Protected Natural Areas	1.4						118,537	
			• Connectivity through Green Infrastructure	3.2						581	
			• Protection of Wetlands	0.1						93	
			• Grants to NPOs with Environmental Purposes	0.5							13.0
		811.6		811.6	75,765.0	1,566,874.0	379,090.9	6,157.0	15.0	119,210.9	13.0





# 2023 Green Eligible Portfolio – Clean Transportation

Eligible Expenditures for Clean Transportation				Impact Indicators	EU Taxonomy Alignment (6.3 Urban and suburban transport, road passenger transport)			
Green category	UN SDGs	Subcategories	Allocation Amount (EUR m)	Emissions Avoided (tCO2)	Primary EU Environmental Objective	EU Technical Screening Criteria	DNSH Criteria	Minimum Safeguards
Clean Transportation (*)	 	EMT Bus	101.1	15,345	EU Objective 1: Climate Mitigation			
		Intercity Bus	172.8	132,275				
		Metro	388.0	220,438				
		Light Train	133.3	11,033				
			795.2	379,090.9				

\* Excluding Measures for the Promotion of Sustainable Mobility



# 2023 Green Bond – Allocation & Impact

Overview of the allocation of bond proceeds				Impact Indicators	EU Taxonomy - 6.3 Urban and suburban transport, road passenger transport			
Green category	UN SDGs	Subcategories	Allocation Amount (EUR Mn)	Emissions Avoided (tCO2)	Primary EU Environmental Objective	EU Technical Screening Criteria	DNSH Criteria	Minimum Safeguards
Clean Transportation		EMT Bus	69.3	10,516	EU Objective 1: Climate Mitigation	✓	✓	✓
		Metro	388	220,438		✓	✓	✓
		Light Train	133.3	11,033		✓	✓	✓
		Intercity Bus	9.4	7,177		✓	✓	✓
			600	249,164				

**Emissions avoided by Clean Transportation** initiatives funded by the 2023 Green Bond proceeds are equivalent to in excess of those of **55,446 gasoline-powered passenger vehicles driven for one year\***

\* Calculated using: <https://espanol.epa.gov/la-energia-y-el-medioambiente/calculador-de-equivalencias-de-gases-de-efecto-invernadero>



## 2023 Green Bond – Clean Transportation - Impact



Metro: the equivalent distance travelled by car would have caused 507,632.79 tCO<sub>2</sub> emissions



EMT bus: the equivalent distance travelled by car would have caused 18,092.56 tCO<sub>2</sub> emissions.



Intercity bus: the equivalent distance travelled by car would have caused 176,712.46 tCO<sub>2</sub> emissions.



Light trains: the equivalent distance travelled by car would have caused 11,504.39 tCO<sub>2</sub> emissions

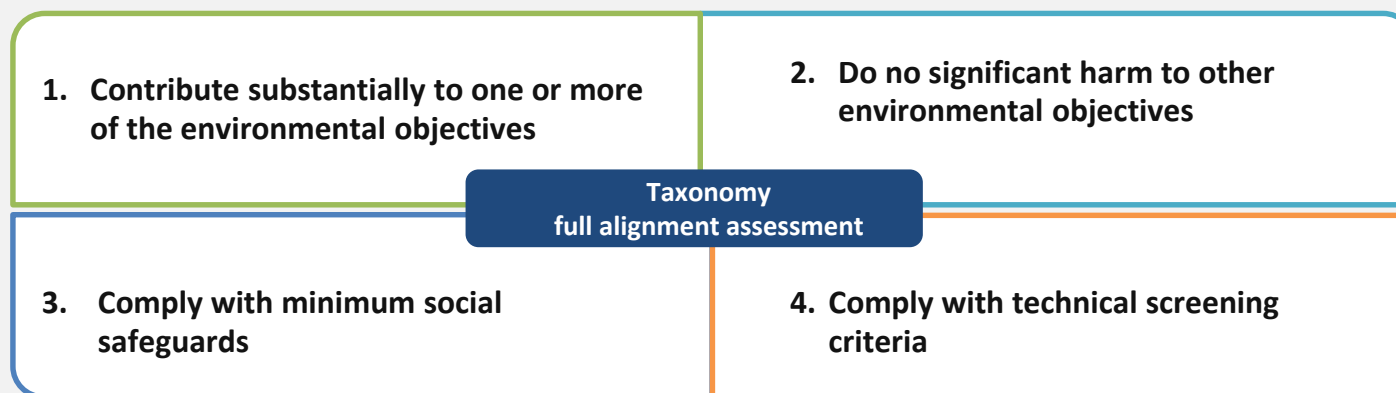


**2023 Avoided Emissions by Public Clean Transportation in the Region (tCO<sub>2</sub>):  
666,757\***



# EU Taxonomy alignment process 2023 Green Bond Comunidad de Madrid

- In 2023, Comunidad de Madrid carried out an exercise to assess which proportion of its Green bonds use of proceeds were aligned with the EU taxonomy.
- In this regard, Comunidad de Madrid engaged with a third party, DNV to assess Comunidad de Madrid's 2021 Green Bond Use of Proceeds (fully allocated into the Clean Transportation category) compliance with the EU Taxonomy and has received a positive assessment.
- Comunidad de Madrid, based on that assessment has replicated the allocation process for its Green Bond issued in October 2022 and therefore confirms that the 2023 green bond is fully aligned with the taxonomy.
- Comunidad de Madrid has reviewed the Clean Transportation expenditures towards the EU Green Taxonomy



**Comunidad de Madrid  
Green Bond is fully  
aligned with the EU  
Taxonomy**



# DNV opinion on Taxonomy alignment assessment

## Finding and DNV's Opinion Alignment to EU Taxonomy dated September 2022



WHEN TRUST MATTERS

GREEN BOND ALLOCATION AND IMPACT REPORTING

### EU Taxonomy Alignment

Comunidad Autónoma de Madrid



Report No.: 1, Rev. 1  
Document No.: PRJN-446392  
Date: 23/09/2022

"On the basis of the information provided by Comunidad de Madrid and the work undertaken, it is DNV's opinion that proceeds have been used on Clean Transport projects that are aligned with the criteria established in the EU Taxonomy for Sustainable Activities– ANNEX 1 to Regulation (EU) 2021/2139 Section 6.3 (i). for DNV GL Business Assurance España S.L.U."

Table 1: Compliance with the technical screening criteria

EU Taxonomy Technical Screening Criteria	Project EU Taxonomy Alignment - Comunidad de Madrid
The activity provides urban or suburban passenger transport, and its direct (tailpipe) CO <sub>2</sub> emissions are zero.	Use of proceeds for Metro (EUR 387.8 million) and electric buses (EUR 105.375 million) are zero emissions and hence considered aligned with substantial contribution criteria set by the EU Taxonomy.
Until 31 December 2025, the activity provides interurban passenger road transport using vehicles designated as categories M2 and M3 that have a type of bodywork classified as 'CA' (single-deck vehicle), 'CB' (double-deck vehicle), 'CC' (single-deck articulated vehicle) or 'CD' (double-deck articulated vehicle), and comply with the latest EURO VI standard, i.e. both with the requirements of Regulation (EC) No 595/2009 and, from the time of the entry into force of amendments to that Regulation, in those amending acts, even before they become applicable, and with the latest step of the Euro VI standard set out in Table 1 of Appendix 9 to Annex 1 to Regulation (EU) No 562/2011 where the provisions governing that step have entered into force but have not yet become applicable for this type of vehicle. Where such standard is not available, the direct CO <sub>2</sub> emissions of the vehicles are zero.	Use of proceeds for Hybrid buses (EUR 11.125 million) fit in as a transitional activity as referred to in Article 10 of Regulation 2020/852 and are aligned with the technical screening criteria. Comunidad de Madrid has provided type approvals and technical specification of the buses showing compliance with EURO VI standard.
N.A.	Emissions avoided with this UoP have been calculated by Comunidad de Madrid as 137,895 tCO <sub>2</sub> for Metro, and 6,280 tCO <sub>2</sub> for buses (EMT).

Table 3: Compliance with the minimum social safeguards

Minimum social safeguards	Project EU Taxonomy Alignment - Comunidad de Madrid
As per article 18 of Regulation (EU) 2020/852. The minimum safeguards referred to in point (c) of Article 3 shall be procedures implemented by an undertaking that is carrying out an economic activity to ensure the alignment with the OECD Guidelines for Multinational Enterprises and the UN Guiding Principles on Business and Human Rights, including the principles and rights set out in the eight fundamental conventions identified in the Declaration of the International Labour Organisation on Fundamental Principles and Rights at Work and the International Bill of Human Rights.	CSR Policy and Code of Conduct is in place for both Metro and EMT, aligned with the principles and rights set in the UN Guiding Principles on Business and Human Rights and the principles and rights set out in the fundamental conventions identified in the Declaration of the International Labour Organisation on Fundamental Principles and Rights at Work and the International Bill of Human Rights.  As part of public administration, procurement is regulated by the Public Sector Contracts Act and subject to principles and requirements of responsible procurement, including compliance with ethical standards and respect for the human rights, integrity, transparency and protection of the environment.  DNV has reviewed the information provided and concludes that Comunidad de Madrid complies with the minimum social safeguards in Article 18 of Regulation (EU) 2020/852.

Table 2: Compliance with the "Do no significant harm" ("DNSH") criteria.

DNSH Criteria	Project EU Taxonomy Alignment - Comunidad de Madrid
(2) Climate change adaptation The activity complies with the criteria set out in Appendix A to Annex 1 (EU) 2021/2139.	Following climate change vulnerability and risk analysis, Comunidad de Madrid issued Plan Azul + 2019-2020, a strategic program of measures for mitigation and adaptation to climate change, to be implemented in Comunidad de Madrid. Furthermore, a new strategy is under development that will set out the broad lines of action up to 2030 to make progress in terms of climate action (mitigation and adaptation) and improvement of air quality, in line with recent international and national guidelines and requirements.  The UoP in Metro and Buses is deemed not to interfere with the adaptation measures contained in Plan Azul, measures for water resources, other vulnerable systems and industries, indicators for climate change adaptation, reforestation.
	increase of carbon sequestration in agricultural soils in the region.  DNV considers this is in line with the criteria established for Climate Change Adaptation in Commission Delegated Regulation (EU) 2021/2139, Annex 1, 6.3 Urban and suburban transport, road passenger transport.
(3) Sustainable use and protection of water and marine resources NA	Not applicable as per Commission Delegated Regulation (EU) 2021/2139, Annex 1, 6.3 Urban and suburban transport, road passenger transport.  However, Metro has provided evidence of extensive water use and management plans for each underground station showing plans and measures to mitigate effects on water resources.
(4) Transition to a circular economy Measures are in place to manage waste, in accordance with the waste hierarchy, both in the use phase (maintenance) and the end-of-life of the fleet, including through reuse and recycling of batteries and electronics (in particular critical raw materials therein).	Metro de Madrid and EMT operate under an Environmental Management Systems certified according to ISO 14001.  Responding to a new organisational model in Metro, actions and initiatives are implemented based on integral sustainability, using and optimising stocks and flows of resources (water and energy), materials and waste. Among others recovery of more than 95% of the waste generated, including batteries and electronic products, through improved waste segregation and management.  A strategic plan in place in EMT for circular economy includes projects like the design and construction of a Hydrogen Fueling Station and purchasing of biogas for the supply of CHG.  DNV considers this is in line with the criteria established for circular economy in Commission Delegated Regulation (EU) 2021/2139, Annex 1, 6.3 Urban and suburban transport, road passenger transport.
(5) Pollution prevention and control For road vehicles of categories M, tyres comply with external rolling noise requirements in the highest populated class and with Rolling Resistance Coefficient (influencing the vehicle energy efficiency) in the two highest populated classes as set out in Regulation (EU) 2020/740 of the European Parliament and of the Council and as can be verified from the European Product Registry for Energy Labelling (EPREL). Where applicable, vehicles comply with the requirements of the most recent applicable stage of the Euro VI heavy duty emission type- approval set out in accordance with Regulation (EC) No 595/2009.	Comunidad de Madrid has provided type approvals and technical specification of the buses showing compliance with EURO VI standard and external noise requirements.  DNV considers this is in line with the criteria established for pollution and prevention control in Commission Delegated Regulation (EU) 2021/2139, Annex 1, 6.3 Urban and suburban transport, road passenger transport.
(6) Protection and restoration of biodiversity and ecosystems NA	Not applicable as per Commission Delegated Regulation (EU) 2021/2139, Annex 1, 6.3 Urban and suburban transport, road passenger transport.

# Selected 2030 Targets for Energy, Climate, and Air Strategy (EECAM)

## 1.- METHODOLOGICAL BASES

To quantify the emissions avoided by the use of regular public passenger transport in relation to hybrid or electric buses and rail modes (metro and rail concessions), it is assumed that if these trips had not been made by public transport, they would have been made by using private vehicles.

In this way:

Emissions Avoided = Emissions generated by the private vehicle - Emissions generated by public transport

To calculate the emissions that would have been produced by the travel of passengers in private vehicles, the number of passenger-km<sup>(1)</sup> that have used public transport in electric or hybrid modes will be multiplied by an emission factor based on the circulating fleet of passenger cars in the Community of Madrid, according to data from the DGT for 2020 (latest available). To calculate the emissions generated by trips made by public transport users in electric or hybrid modes, the energy consumed in these trips is multiplied by the emission factors mentioned in section 5.

## 2.- YEAR OF CALCULATION: 2022

## 3.- SCOPE:

### Road modes:

- EMT of Madrid (hybrid and pure electric vehicles)
- Road concessions in the rest of the Community of Madrid (hybrid and pure electric vehicles)

### Railway modes:

- Metro de Madrid (Subway)
- Railway concessions (TFM, MLM, MLO, Parla Tramway)

## 4.- ACTIVITY DATA

### Road modes:

- Vehicle characteristics (Euro standard, fuel type)
- Fuel/electrical energy consumption of vehicle fleets or, alternatively, kilometers traveled per year

### Railway modes:

- Electricity consumption

## 5.- EMISSION FACTORS

CO<sub>2</sub> emission factors for fossil fuels published by the Spanish Office of Climate Change (OECC), year 2022

- Diesel fuel B7: 2.519 gr CO<sub>2</sub>eq/liter
- CNG: 2.783 gr CO<sub>2</sub>eq/kg

Electricity emission factors year 2022. (Published by the CNMC):

- marketer without REC 2022: 273 gr CO<sub>2</sub>eq/kWh
- marketer with REC: 0 gr CO<sub>2</sub>eq/kWh

Average private vehicle emissions: Prepared by the authors based on the number of cars in circulation in the Community of Madrid, according to Dirección General de Tráfico data for 2020 (latest available).

- Average private vehicle (occupancy 1.2 passengers): 146 g CO<sub>2</sub>eq/km



(1) *Travelers-km = No. of trips x Average trip length*

# Thanks you for your attention

## Contact Information



**Rodrigo Robledo Tobar**

*Director General for Financial Policy and Treasury*

**M<sup>a</sup> Luz García Aliaga**

*Deputy Director Financial Policy*

**Beatriz Mula Coso**

*Head of Funding*

*dgpf@madrid.org*

*<http://www.comunidad.madrid/inversion/relacion-inversores>*

## Disclaimer

- *This presentation was created by the Comunidad de Madrid*
- *This presentation does not constitute an offer or invitation (by or on behalf of) the Comunidad de Madrid to the subscription or purchase of securities issued by the Comunidad de Madrid.*
- *This presentation is not intended to provide any assessment of the financial situation of the Comunidad de Madrid or any assessment of the instruments used by the Comunidad de Madrid and should not be considered as a recommendation from the Comunidad de Madrid. Each recipient of this presentation, independently, should judge the relevance of the information contained in this document, make their own assessment and determine whether additional information should be sought and consult their own advisors in terms of legal, fiscal, or another type that is deemed necessary.*





# ANNEXES



# Overview of outstanding Sustainable transactions

	Settlement	Maturity	Amount
<b>BILATERAL LOANS</b>			
Total Social Loan	2016		20.000.000
Total Sustainable Loan	2017		240.000.000
Total Sustainable Loan	2018		379.000.000
Total Sustainable Loan	2019		367.000.000
Total Sustainable Loan	2020		100.000.000
Total Sustainable Loan	2022		250.000.000
Total Green Loan	2022		400.000.000
Total Social Loan	2022		100.000.000
Total Sustainable Loan	2023		1.220.000.000
Total Green Loan	2023		175.000.000
Total Social Loan	2023		300.000.000
Sustainable Loan	2024	2036	150.000.000
Sustainable Loan	2024	2035	500.000.000
Sustainable Loan	2024	2037	150.000.000
Green Loan	2024	2034	100.000.000
Sustainable Loan	2024	2036	300.000.000
Sustainable Loan	2024	2036	250.000.000
Sustainable Loan	2024	2035	100.000.000
Sustainable Loan	2024	2035	165.000.000
Sustainable Loan	2024	2036	125.000.000
<b>TOTAL</b>			<b>5.391.000.000</b>

	Settlement	Maturity	Amount
<b>SUPRANATIONAL LOANS</b>			
Sustainable Loan	2018	2027	70.000.000
Sustainable Loan	2020	2029	130.000.000
Health Social Loan	2020	2033	140.000.000
Health Social Loan	2020	2035	465.000.000
Health Social Loan	2020	2035	135.000.000
Health Social Loan	2020	2033	51.000.000
Health Social Loan	2021	2034	9.000.000
Sustainable Loan	2022	2035	10.000.000
Health Social Loan	2022	2041	200.000.000
Health Social Loan	2022	2037	200.000.000
Sustainable Loan	2022	2035	25.000.000
Sustainable Loan	2023	2036	165.000.000
<b>TOTAL</b>			<b>1.600.000.000</b>

	Settlement	Maturity	Amount
<b>SUSTAINABLE PLACEMENT</b>			
Private Placement (Social)	2016	2031	48.000.000
Private Placement (Sustainable)	2018	2058	238.000.000
Private Placement (Sustainable)	2020	2050	265.000.000
Public Benchmark (Sustainable)	2018	2028	1.000.000.000
Public Benchmark (Sustainable)	2019	2029	1.250.000.000
Public Benchmark (Sustainable)	2020	2030	1.250.000.000
Public Benchmark (Sustainable)	2021	2031	1.000.000.000
Public Benchmark (Sustainable)	2022	2032	1.000.000.000
Public Benchmark (Sustainable)	2023	2033	1.000.000.000
Public Benchmark (Sustainable)	2024	2034	1.000.000.000
Private Placement (Sustainable)	2024	2032	25.000.000
Private Placement (Sustainable)	2024	2035	20.000.000
<b>GREEN BOND</b>			
Public Benchmark (Green)	2020	2027	700.000.000
Public Benchmark (Green)	2021	2028	500.000.000
Public Benchmark (Green)	2022	2029	500.000.000
Public Benchmark (Green)	2023	2028	600.000.000
Public Benchmark (Green)	2024	2029	600.000.000
<b>TOTAL</b>			<b>10.996.000.000</b>

**TOTAL SUSTAINABLE 17.987.000.000**

Source: Comunidad de Madrid





# Debt issuance Procedure: Public issue (I)

## Authorizations

- Authorization from the Regional Government.
- Authorization from the Central Government.

## Contact with Investors and Financial Institutions

- Continuous contact is maintained with investors and financial institutions, indicating deadlines, levels and amounts in which Comunidad de Madrid has more interest.
- Instructions to a group of institutions that are selected taking into account those which have realized higher amounts of private placements with Comunidad de Madrid, as well as those which have participated successfully in public issue of equivalent terms of the Treasury; FADE, ICO, FROB and even private companies. If market conditions are good the transaction will carry out.
- Range price formation. The syndicate, in communication with Comunidad de Madrid, sets a price range to trade the issue within the agreed timeframe with Comunidad de Madrid; the eventual commission to be received by the syndicate is discussed, and on the issue date, Comunidad de Madrid informs via email of the roles to be played by each one of the participants of the group and seeks the approval of the syndicate.
- On the scheduled issue date, the transaction is announced on the trading screens of Bloomberg and Reuters in order to capture the attention of investors.
- The order book is opened.
- The order book is closed.

## Fixing of Issue Price

- Once the bonds have been allotted to the investors who have recorded orders in the book, a time is announced to fix the issue price; at the scheduled time, a joint call for fixing the price is made. Once Comunidad de Madrid and all banks are connected online with the screens of Bloomberg, the transaction is priced in accordance with the agreed terms in the Termsheet, based on the Treasury references. Fixing the issue price, coupon and IRR for the transaction. A first simulation of the relevant calculations is made.

## Documentary Process

- Sending the final Termsheet, with the terms and conditions of the transaction that has just been established, to his approval. At this stage, a distribution by type of investor and nationality is requested. At this point, the institution that has been assigned this role, advises Bloomberg of the price, date, coupon, and ISIN code for the transaction.
- Preparation internal report to be signed by the Managing Director of Financial Policy, Treasury and Real Estate and then sent out to our Legal Services.
- Legal Service, in accordance with the terms of the report, applies for the corresponding ISIN code to the Bank of Spain and prepares the transaction authorization order to be signed by Regional Minister of Economy and Finance once it has been examined by the Intervención Delegada de Tesorería.
- The Orden is published in the BOCM at least two days before payment takes place, since during this period of time the Bank of Spain must be advised of the list of subscribers and the application for the credit of securities; this Orden becomes the Prospectus for the public issue. Letters are also sent to the rating agencies in order to request a specific rating for the transaction in question, that is submitted to the subscribing institution.
- At the same time, over this period, Legal Services, along with the Financial Institution, prepare the Contract which is signed the day before disbursement day and requires a preparatory report by Legal Services and by the Intervención Delegada de Tesorería. That Contract:
  - Is a subscription contract.
  - Is excluded from the scope of Law 30/2007, of 30 October, on Public Sector Contracts.

## Disbursement: T+7

- Disbursement: T+7
- At this stage, the rating letters from the rating agencies are submitted to the subscribing institution.

Source: Comunidad de Madrid



# Debt Issuance Procedure. Private placement or retap (II)

## Authorizations

- Authorization from the Regional Government.
- Authorization from the Central Government.

## Contact with Investors and Financial Institutions

- Continuous contact is maintained with investors and financial institutions, and the communications indicate that Comunidad de Madrid has the necessary authorizations to execute financial transactions, as well as the deadlines, levels and minimum amounts that interest us.
- A specific offer is submitted by an investor or financial institution which should have been assigned a code by the Bank of Spain (Banco de España); for this reason, sometimes the operation is carried out through a bank that has been assigned such code and functions as an intermediary.
- The offer submitted is then studied by means of an indicative termsheet, in which key elements that must be included are:
  - Amount
  - Pricing date
  - Date of disbursement
  - IRR all-in (including all commissions), indicating the Treasury reference levels.

## Fixing of Issue Price

- Once the operation has been internally approved, taking into account the financial strategy of Comunidad de Madrid, the pricing time is fixing with the financial institution.
- On the day and agreed time for pricing, the financial institution contacts by telephone with Comunidad de Madrid in order to establish the price.
- Connected online with the screens of Bloomberg, and in accordance with the terms established in the indicative Termsheet, a first simulation of the relevant calculations is made, and if the parties agree, the transaction is established in a real way.

## Documentary Process

- The final Termsheet, with the terms and conditions of the transaction that has just been established, is submitted to the issuer for his approval. At this stage, a distribution by type of investor and nationality is requested. At this point, the financial institution advises Bloomberg of the amount, coupon, maturity date and ISIN code for the transaction.
- Preparation Internal Report to be signed by the Managing Director of Financial Policy, Treasury and Real Estate.
- Legal Services, in accordance with the terms of the Report, applies for the corresponding ISIN code to the Bank of Spain (provided that the transaction is not a reopening) and prepares the authorization order to be signed by the Regional Minister of Economy and Finance, once it has been examined by the Intervención Delegada de Tesorería.
- The Order is published in the BOCM at least two days before payment takes place. Bank of Spain is advised of the list of subscribers and the application for the credit of securities. This Order becomes the Prospectus for the private placement. Letters are also sent to the rating agencies in order to request an specific rating for the transaction in question, that is submitted to the subscribing institution.
- At the same time, over this period, Legal Service, along with the Financial Institution, prepare the Contract which is signed the day before disbursement day and requires a preparatory report by Legal service and by the Intervención Delegada de Tesorería. Said Contract:
  - Is a subscription contract.
  - Is excluded from the scope of Law 30/2007, of 30 October, on Public Sector Contracts.

## Disbursement (T+6)

- Disbursement: T+6
- At this stage, the rating letters from the rating agencies are submitted to the subscribing institution.

Source: Comunidad de Madrid





# Affordable Housing

**Use of proceeds:** Proceeds of the Sustainable Finance Instruments will be allocated to projects aimed at **fighting against housing exclusion** by providing **affordable housing** and shelter to disadvantaged populations.

Eligible expenditures include:

- Development and **provision of social housing** in Comunidad de Madrid;
- Renovation, maintenance and **improvements of affordable housing projects**;
- Provide affordable housing with **adjusted rents to disadvantaged targeted populations**;
- Maintenance, adaptation and **modernization of shelters for at risk youth**, improving spaces for accommodation.



By financing affordable housing, Comunidad de Madrid directly supports Spain's State Housing Plan

Source: Comunidad de Madrid



# Education

**Use of proceeds :** Proceeds of the Sustainable Finance Instruments will be allocated to projects aimed at providing **educational programs and vocational training to youth**, as well as allowing for a successful **integration of disadvantaged groups in the education system**, preparing them for future labor market opportunities.

Eligible expenditures include:

- Construction, rehabilitation and maintenance of **public education schools**;
- Construction, rehabilitation and maintenance of **public education centers**;
- **Acquisition of equipment** to ensure a quality education in public education schools;
- Financing expenses related to **home educational support service (SAED)**, **hospital classrooms (AAHH)** and **therapeutic educational centers (CET)**;
- Financing **educational programs and vocational training** for young people at **risk of exclusion or unemployed**;
- Collaboration to support the **integration of students with special educational needs**;
- Expenses related to **subsidized school transport services**;
- Financing the **development and maintenance of public universities**;
- Providing financial support to university students, based on **socioeconomic criteria such as income level and patrimony, or disabilities**.



**Comunidad de Madrid finances public education for all, and devolves particular attention to allocate resources to guarantee access to education for disadvantaged students**

Source: Comunidad de Madrid



# Healthcare

**Use of proceeds:** Proceeds of the Sustainable Finance Instruments will be allocated to projects aimed at providing a **modern and sustainable public healthcare service system to the citizens of Madrid** (including, but not limited to, vulnerable groups).

Eligible expenditures include:

- Development, maintenance and modernization facilities integrated in the **public healthcare service system** (hospitals, health-care centers, mental health facilities, etc.);
- Provision of health care or social services in **underdeveloped areas or vulnerable populations**;
- Acquisition of **medical equipment** or **provision of diagnostic services**;
- Financing programs for the **promotion of health**;
- Financing activities to **prevent and treat drug addiction**.

***Expenditures related financing to healthcare aimed at fighting COVID-19 in the Madrid's Region can be used for the purpose of the issuance of thematic social bonds.***



**The financing of the healthcare programme will facilitate the ongoing provision of quality healthcare services to the local population, including, but not solely, to the disadvantaged groups**

*Source: Comunidad de Madrid*



# Social Inclusion

**Use of proceeds** : Proceeds of the Sustainable Finance Instruments will be allocated to projects aimed at supporting, integrating and **providing basic services to several vulnerable population groups** (victims of domestic violence, the elderly, risk population and minorities, physically and/or disabled people, etc.) and to **integrate, education and employment programs** as well as financial assistance to vulnerable groups at risk of social exclusion.

Eligible expenditures include:

- Fighting against domestic violence and promotion of **equal opportunities**;
- Support integration of **families and individuals at risk** (social action and education);
- Provision of **financial assistance** (i.e minimum income) to people **at risk of social exclusion**;
- Ensure universal accessibility to the **public transportation system**;
- Support to **the elderly**;
- Support to **the mentally and/or physically disabled**.



**Comunidad de Madrid supports social cohesion and inclusion, protection of children and women, and care for the elderly and incapacitated via its measures and policies**

*Source: Comunidad de Madrid*






# Economic Inclusion & SME Financing

**Use of proceeds:** Proceeds of the Sustainable Finance Instruments will be allocated to projects and programs aimed at **promoting labor market entry opportunities for long-term unemployed or people with lower employment prospects**, and **financing SMEs in the Comunidad de Madrid**. This activity will contribute to the growth and development of Madrid's economy, hence promoting employment creation and retention.

Eligible expenditures include:

- Supporting professional training directed at the **unemployed in the Comunidad de Madrid**;
- Conducting studies and labor market research to plan and **implement policies of employment**;
- Support in **orientation programs** for those distant to the labor market that allow for a direct contact with employment agencies and employers;
- Promote **integration in the labor market of persons with disabilities** and those who are in **risk of social exclusion**;
- Provide **finance to SMEs**, including **start-ups** in order to stimulate their competitiveness and job creation;
- Provide **training and advice to commercial SMEs** to help them improve their skills and business;
- Support SMEs in the **Handicraft and Artisan Market** to improve their competitiveness.



The support provided to Madrid's SMEs, will strengthen the competitiveness of SMEs and leading to the creation and preservation of jobs, and promote the integration of vulnerable people

Source: Comunidad de Madrid



# Climate Change and Environmental Management

**Use of proceeds:** Proceeds of the Sustainable Finance Instrument will be allocated to financing the measures to promote the sustainable mobility solutions, financing of activities related to the 'Waste Strategy of the Comunidad de Madrid' and to the management and restoration of Protected Natural Parks and other unique spaces with important conservation value ('Zonas de Especial Conservación').

Eligible expenditures include:

## Clean Transportation

- Development, extension, improvement, promotion and maintenance of **public transport** including metro, low-carbon buses (such as hybrid and electric buses), including **new stations for electric buses only, rail-related infrastructure**;
- **Renewal of the most polluting fleets** (replacing vehicles with lower emission vehicles);
- Funding the installation of **charging points for electric vehicles**;
- **Urban planning and development** that leads to a reduction in the use of passenger cars.



## Waste Management

- Measures to **decrease the volume of waste generated**;
- Treatment of **electrical and electronic equipment waste**;
- Programmes for **new uses of recycled materials** such as rubber from tires;
- Development of **research studies on contaminated soils** and financing necessary measures to ensure **decontamination** of identified sites.



## Environmental conservation and biodiversity

- **Conservation and restorative activities** such as: repair of damaged areas to reconstruct distorted natural habitats, ongoing maintenance in the form of tree, plant and wildlife care and management and fire protection;
- Educational activities and facilities to enhance awareness and knowledge of the importance of the **National Parks** and other environmental spaces in the Comunidad de Madrid, encouraging the environmental care by local residents and visitors;
- Monitoring and development of the **Forestry Plan of the Comunidad de Madrid**

**Comunidad de Madrid is heavily financing low carbon transportation and subsequently contributing to the reduction of greenhouse gas emissions in the Region**

