

DATOS COVID-19 COMUNIDAD DE MADRID

4/09/2020.
(Datos cierre día anterior)

POSITIVOS PCR

2254
(casos nuevos notificados incorporados)

1150
(casos nuevos notificados de las últimas 24h)

139.572
(acumulados)

**Fallecidos
Hospitales**

20
(en el día)

9.543
(acumulado)

**Datos sanidad
mortuoria.**

Fallecidos*

4.834. Centros
socio-sanitarios

9.736. Hospitales

967. Domicilios.

29. otros lugares

15.566. (Total)

**Pacientes
Hospitalizados**

1937
(ingresados en
el día)

49.445
(acumulados)

**Pacientes en
UCI**

235
(ingresados en
el día)

4.267
(acumulados)

**Atención
domiciliaria por
Atención primaria**

9.133
(seguimiento en el
día)

358.356
(acumulados)

**Altas
Hospitalarias**

215
(en el día)

46.762
(acumuladas)

Casos positivos de Covid-19 confirmados por PCR

La Comunidad de Madrid consolida diariamente la serie de casos confirmados por PCR, asignando a los casos nuevos notificados la fecha en la que se toma la muestra. Se realiza una actualización diaria de la serie de casos que se adjunta.

| Fecha Notificación | Total Diario | Total Acumulado | Fecha Notificación | Total Diario | Total Acumulado | Fecha Notificación | Total Diario | Total Acumulado |
|--------------------|--------------|-----------------|--------------------|--------------|-----------------|--------------------|--------------|-----------------|
| 25/02/2020 | 2 | 2 | 12/04/2020 | 367 | 55084 | 29/05/2020 | 267 | 75210 |
| 26/02/2020 | 5 | 7 | 13/04/2020 | 1115 | 56199 | 30/05/2020 | 91 | 75301 |
| 27/02/2020 | 4 | 11 | 14/04/2020 | 1225 | 57424 | 31/05/2020 | 97 | 75398 |
| 28/02/2020 | 11 | 22 | 15/04/2020 | 1000 | 58424 | 01/06/2020 | 202 | 75600 |
| 29/02/2020 | 7 | 29 | 16/04/2020 | 930 | 59354 | 02/06/2020 | 271 | 75871 |
| 01/03/2020 | 26 | 55 | 17/04/2020 | 929 | 60283 | 03/06/2020 | 307 | 76178 |
| 02/03/2020 | 46 | 101 | 18/04/2020 | 539 | 60822 | 04/06/2020 | 252 | 76430 |
| 03/03/2020 | 46 | 147 | 19/04/2020 | 229 | 61051 | 05/06/2020 | 234 | 76664 |
| 04/03/2020 | 60 | 207 | 20/04/2020 | 753 | 61804 | 06/06/2020 | 127 | 76791 |
| 05/03/2020 | 116 | 323 | 21/04/2020 | 751 | 62555 | 07/06/2020 | 41 | 76832 |
| 06/03/2020 | 205 | 528 | 22/04/2020 | 826 | 63381 | 08/06/2020 | 152 | 76984 |
| 07/03/2020 | 230 | 758 | 23/04/2020 | 562 | 63943 | 09/06/2020 | 180 | 77164 |
| 08/03/2020 | 276 | 1034 | 24/04/2020 | 683 | 64626 | 10/06/2020 | 182 | 77346 |
| 09/03/2020 | 514 | 1548 | 25/04/2020 | 283 | 64909 | 11/06/2020 | 200 | 77546 |
| 10/03/2020 | 715 | 2263 | 26/04/2020 | 148 | 65057 | 12/06/2020 | 228 | 77774 |
| 11/03/2020 | 761 | 3024 | 27/04/2020 | 739 | 65796 | 13/06/2020 | 55 | 77829 |
| 12/03/2020 | 813 | 3837 | 28/04/2020 | 681 | 66477 | 14/06/2020 | 26 | 77855 |
| 13/03/2020 | 977 | 4814 | 29/04/2020 | 566 | 67043 | 15/06/2020 | 191 | 78046 |
| 14/03/2020 | 924 | 5738 | 30/04/2020 | 470 | 67513 | 16/06/2020 | 167 | 78213 |
| 15/03/2020 | 826 | 6564 | 01/05/2020 | 213 | 67726 | 17/06/2020 | 183 | 78396 |
| 16/03/2020 | 1291 | 7855 | 02/05/2020 | 148 | 67874 | 18/06/2020 | 198 | 78594 |
| 17/03/2020 | 1988 | 9843 | 03/05/2020 | 146 | 68020 | 19/06/2020 | 250 | 78844 |
| 18/03/2020 | 1797 | 11640 | 04/05/2020 | 552 | 68572 | 20/06/2020 | 67 | 78911 |
| 19/03/2020 | 2083 | 13723 | 05/05/2020 | 517 | 69089 | 21/06/2020 | 37 | 78948 |
| 20/03/2020 | 2393 | 16116 | 06/05/2020 | 477 | 69566 | 22/06/2020 | 75 | 79023 |
| 21/03/2020 | 1708 | 17824 | 07/05/2020 | 406 | 69972 | 23/06/2020 | 142 | 79165 |
| 22/03/2020 | 1531 | 19355 | 08/05/2020 | 392 | 70364 | 24/06/2020 | 144 | 79309 |
| 23/03/2020 | 2773 | 22128 | 09/05/2020 | 110 | 70474 | 25/06/2020 | 150 | 79459 |
| 24/03/2020 | 2968 | 25096 | 10/05/2020 | 81 | 70555 | 26/06/2020 | 155 | 79614 |
| 25/03/2020 | 3047 | 28143 | 11/05/2020 | 389 | 70944 | 27/06/2020 | 51 | 79665 |
| 26/03/2020 | 3462 | 31605 | 12/05/2020 | 384 | 71328 | 28/06/2020 | 23 | 79688 |
| 27/03/2020 | 2456 | 34061 | 13/05/2020 | 368 | 71696 | 29/06/2020 | 83 | 79771 |
| 28/03/2020 | 1054 | 35115 | 14/05/2020 | 381 | 72077 | 30/06/2020 | 130 | 79901 |
| 29/03/2020 | 894 | 36009 | 15/05/2020 | 245 | 72322 | 01/07/2020 | 87 | 79988 |
| 30/03/2020 | 2612 | 38621 | 16/05/2020 | 47 | 72369 | 02/07/2020 | 116 | 80104 |
| 31/03/2020 | 1884 | 40505 | 17/05/2020 | 70 | 72439 | 03/07/2020 | 128 | 80232 |
| 01/04/2020 | 1862 | 42367 | 18/05/2020 | 302 | 72741 | 04/07/2020 | 39 | 80271 |
| 02/04/2020 | 1888 | 44255 | 19/05/2020 | 317 | 73058 | 05/07/2020 | 25 | 80296 |
| 03/04/2020 | 1822 | 46077 | 20/05/2020 | 316 | 73374 | 06/07/2020 | 69 | 80365 |
| 04/04/2020 | 921 | 46998 | 21/05/2020 | 224 | 73598 | 07/07/2020 | 129 | 80494 |
| 05/04/2020 | 544 | 47542 | 22/05/2020 | 253 | 73851 | 08/07/2020 | 78 | 80572 |
| 06/04/2020 | 1663 | 49205 | 23/05/2020 | 71 | 73922 | 09/07/2020 | 108 | 80680 |
| 07/04/2020 | 1497 | 50702 | 24/05/2020 | 34 | 73956 | 10/07/2020 | 134 | 80814 |
| 08/04/2020 | 1508 | 52210 | 25/05/2020 | 194 | 74150 | 11/07/2020 | 49 | 80863 |
| 09/04/2020 | 1005 | 53215 | 26/05/2020 | 285 | 74435 | 12/07/2020 | 32 | 80895 |
| 10/04/2020 | 923 | 54138 | 27/05/2020 | 254 | 74689 | 13/07/2020 | 90 | 80985 |
| 11/04/2020 | 579 | 54717 | 28/05/2020 | 254 | 74943 | 14/07/2020 | 153 | 81138 |

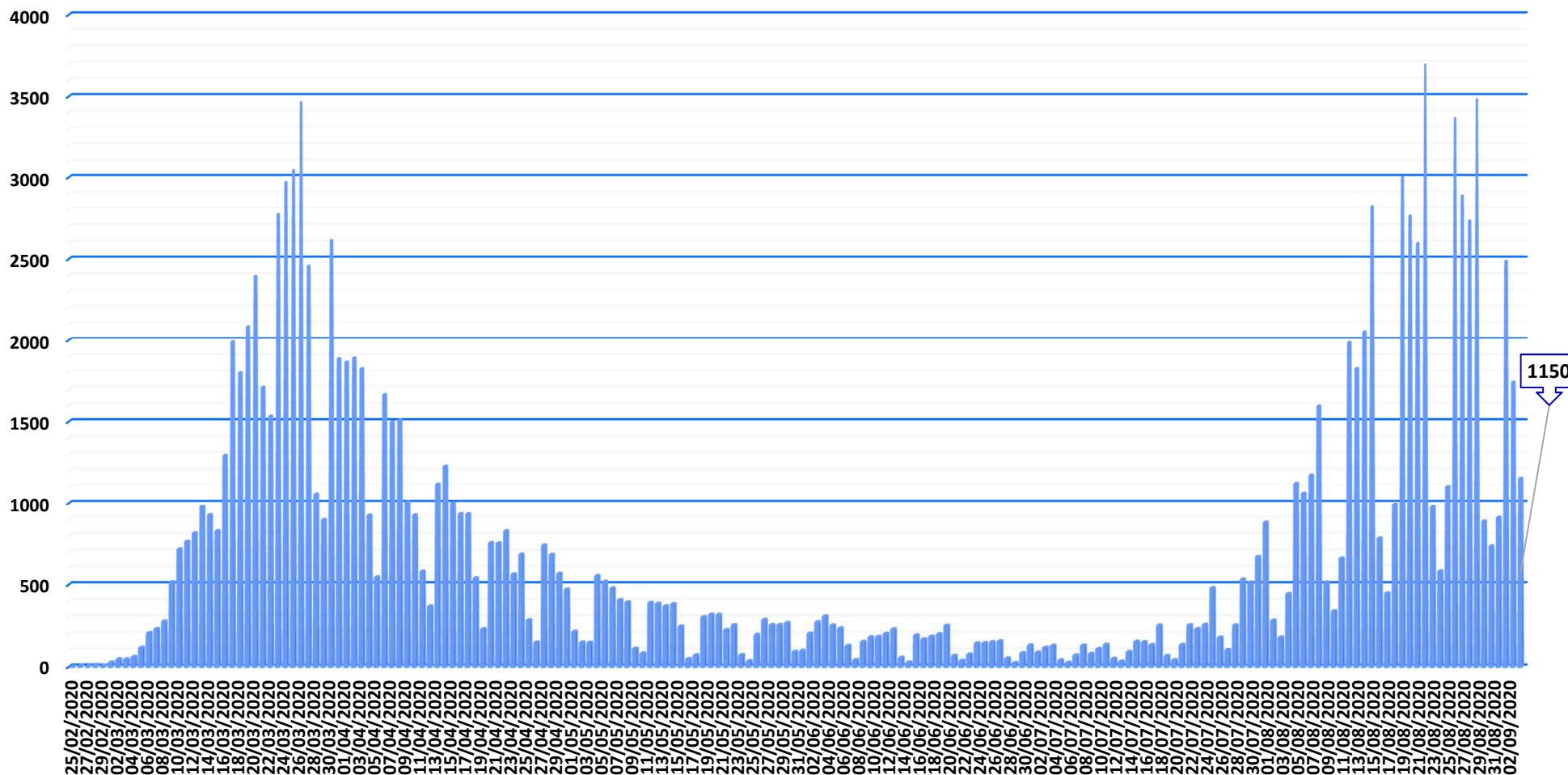
Casos positivos de Covid-19 confirmados por PCR

La Comunidad de Madrid consolida diariamente la serie de casos confirmados por PCR, asignando a los casos nuevos notificados la fecha en la que se toma la muestra. Se realiza una actualización diaria de la serie de casos que se adjunta.

| Fecha Notificación | Total Diario | Total Acumulado | Fecha Notificación | Total Diario | Total Acumulado |
|--------------------|--------------|-----------------|--------------------|--------------|-----------------|
| 15/07/2020 | 150 | 81288 | 31/08/2020 | 908 | 134197 |
| 16/07/2020 | 133 | 81421 | 01/09/2020 | 2485 | 136682 |
| 17/07/2020 | 251 | 81672 | 02/09/2020 | 1740 | 138422 |
| 18/07/2020 | 66 | 81738 | 03/09/2020 | 1150 | 139572 |
| 19/07/2020 | 41 | 81779 | | | |
| 20/07/2020 | 133 | 81912 | | | |
| 21/07/2020 | 253 | 82165 | | | |
| 22/07/2020 | 230 | 82395 | | | |
| 23/07/2020 | 256 | 82651 | | | |
| 24/07/2020 | 478 | 83129 | | | |
| 25/07/2020 | 177 | 83306 | | | |
| 26/07/2020 | 102 | 83408 | | | |
| 27/07/2020 | 252 | 83660 | | | |
| 28/07/2020 | 531 | 84191 | | | |
| 29/07/2020 | 512 | 84703 | | | |
| 30/07/2020 | 669 | 85372 | | | |
| 31/07/2020 | 878 | 86250 | | | |
| 01/08/2020 | 281 | 86531 | | | |
| 02/08/2020 | 178 | 86709 | | | |
| 03/08/2020 | 443 | 87152 | | | |
| 04/08/2020 | 1119 | 88271 | | | |
| 05/08/2020 | 1059 | 89330 | | | |
| 06/08/2020 | 1170 | 90500 | | | |
| 07/08/2020 | 1593 | 92093 | | | |
| 08/08/2020 | 513 | 92606 | | | |
| 09/08/2020 | 338 | 92944 | | | |
| 10/08/2020 | 659 | 93603 | | | |
| 11/08/2020 | 1983 | 95586 | | | |
| 12/08/2020 | 1823 | 97409 | | | |
| 13/08/2020 | 2052 | 99461 | | | |
| 14/08/2020 | 2820 | 102281 | | | |
| 15/08/2020 | 781 | 103062 | | | |
| 16/08/2020 | 447 | 103509 | | | |
| 17/08/2020 | 990 | 104499 | | | |
| 18/08/2020 | 2999 | 107498 | | | |
| 19/08/2020 | 2762 | 110260 | | | |
| 20/08/2020 | 2594 | 112854 | | | |
| 21/08/2020 | 3699 | 116553 | | | |
| 22/08/2020 | 974 | 117527 | | | |
| 23/08/2020 | 581 | 118108 | | | |
| 24/08/2020 | 1099 | 119207 | | | |
| 25/08/2020 | 3365 | 122572 | | | |
| 26/08/2020 | 2885 | 125457 | | | |
| 27/08/2020 | 2732 | 128189 | | | |
| 28/08/2020 | 3481 | 131670 | | | |
| 29/08/2020 | 885 | 132555 | | | |



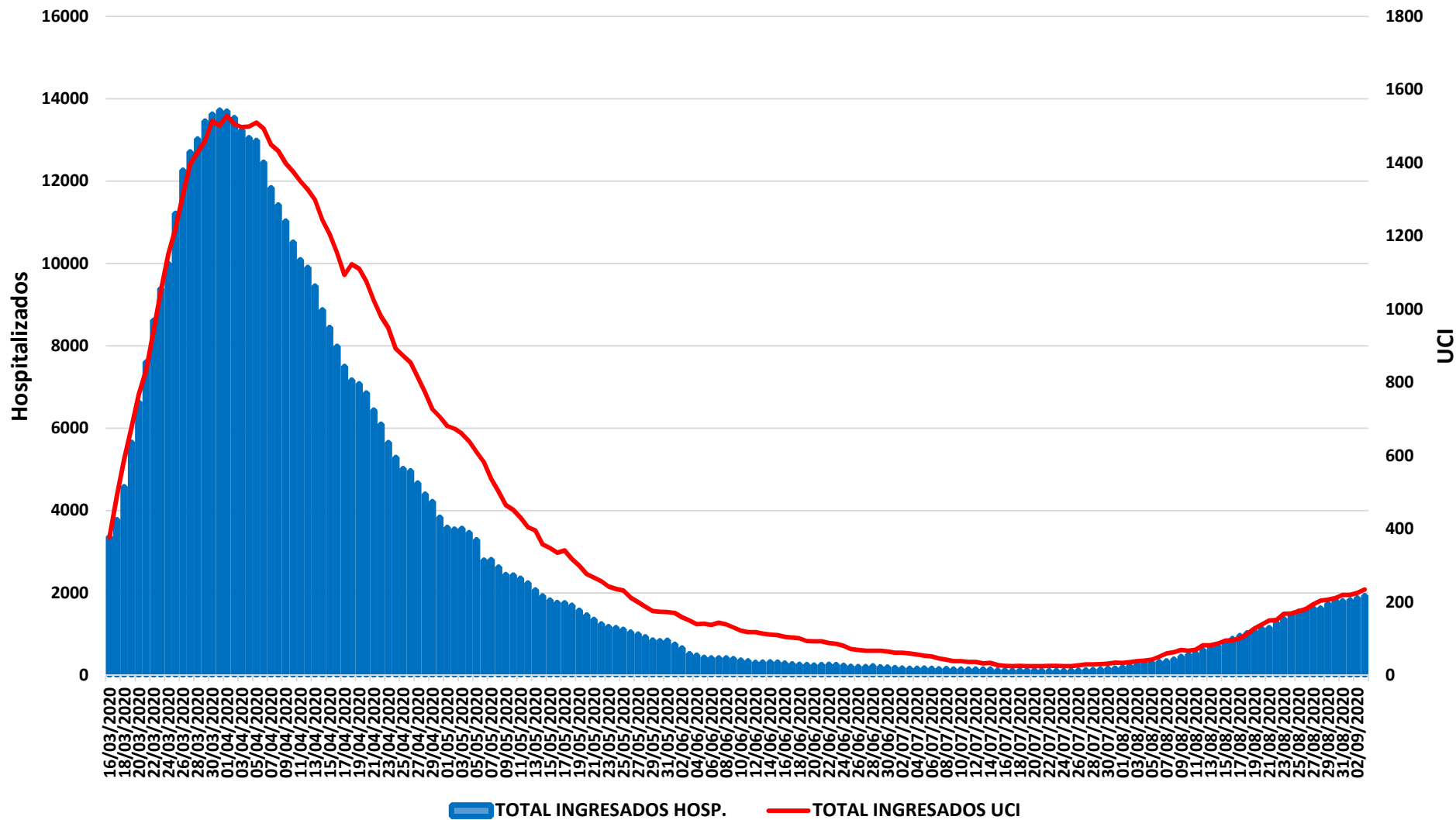
Evolución casos positivos de Covid-19 notificados por PCR




Fuente: Dirección General de Salud Pública.



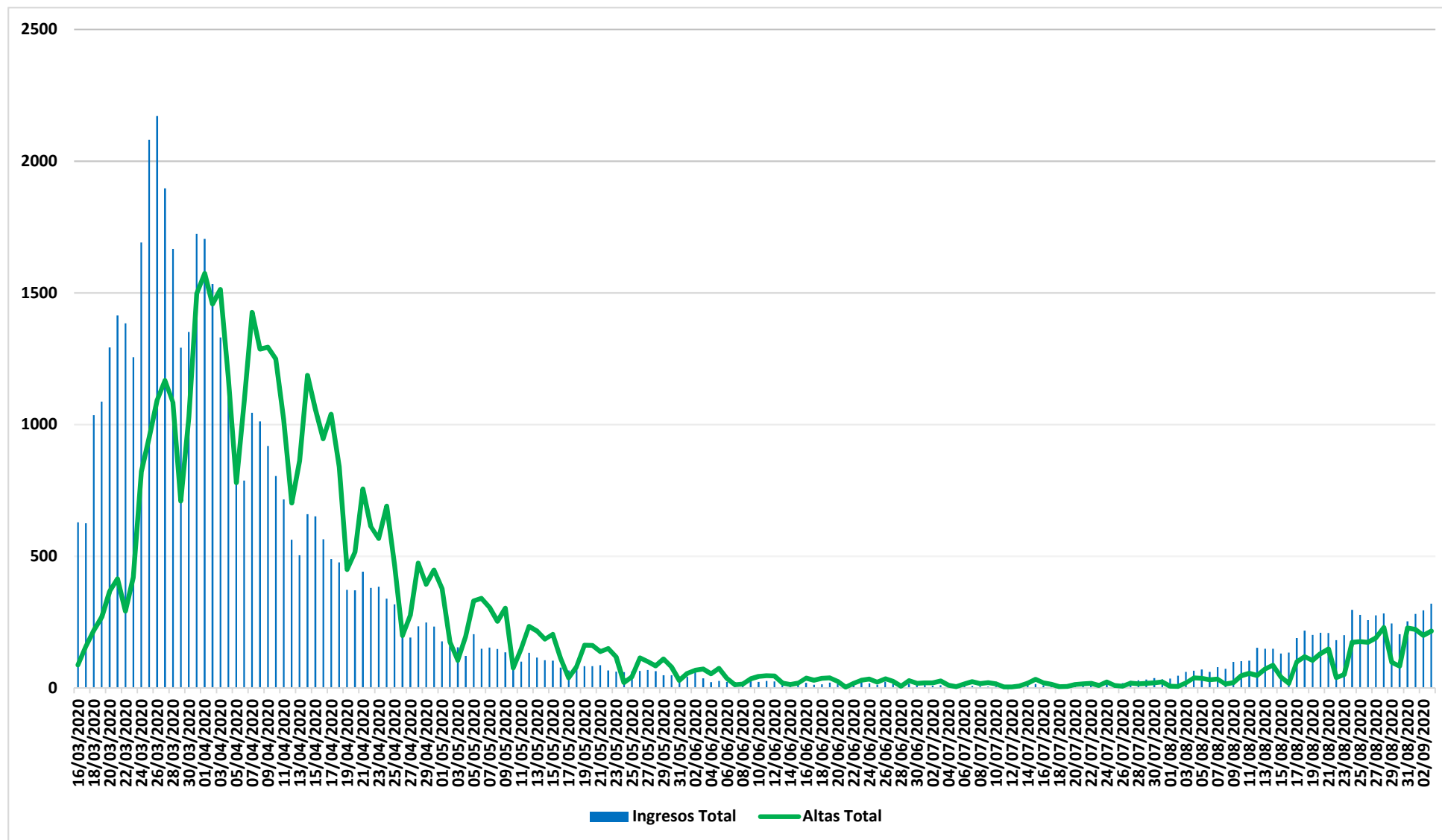
Evolución casos hospitalizados y UCI




Fuente: SERMAS y hospitales privados.



Evolución ingresos y altas





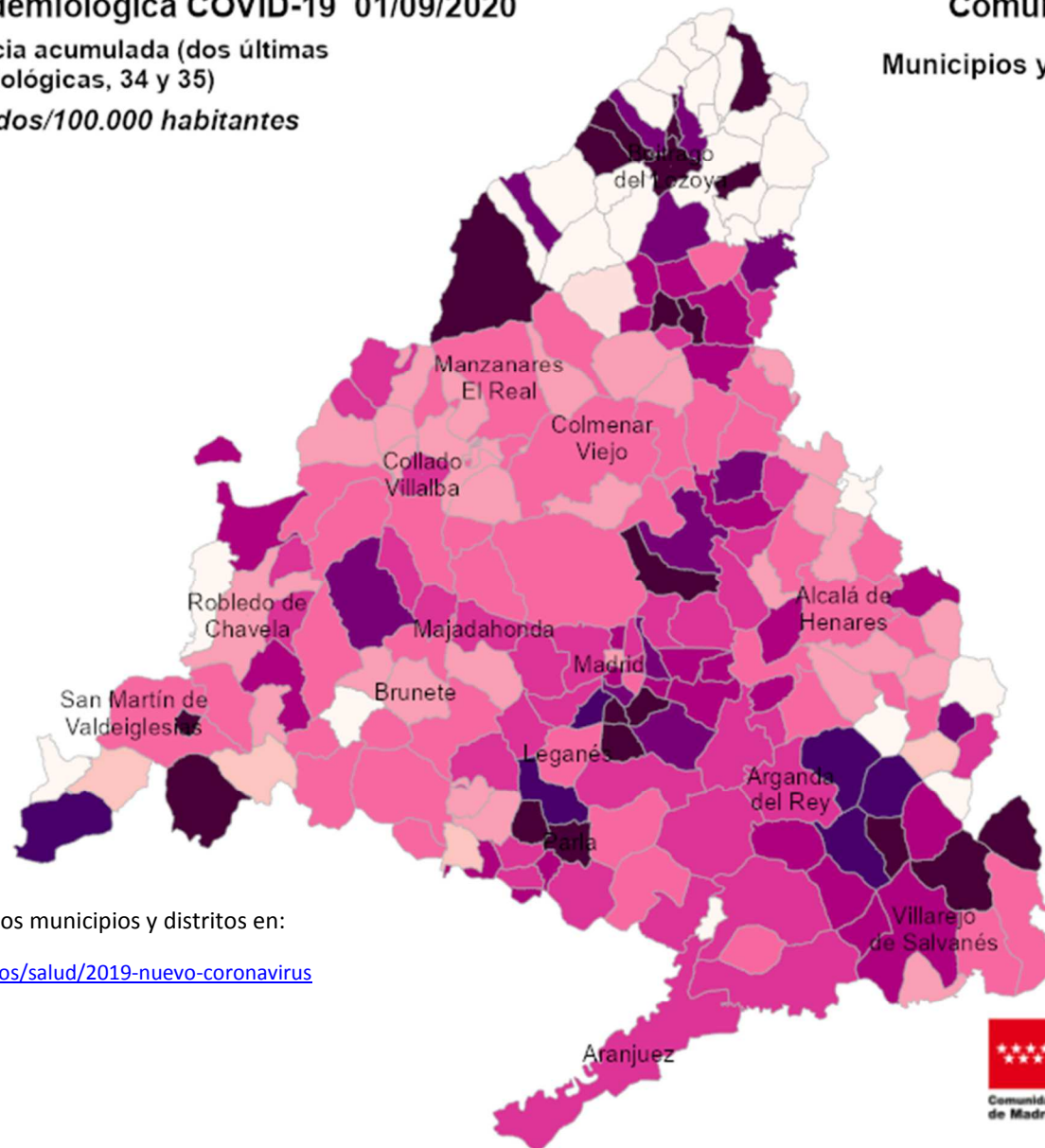
Situación epidemiológica COVID-19 01/09/2020

Tasas de incidencia acumulada (dos últimas semanas epidemiológicas, 34 y 35)

Casos confirmados/100.000 habitantes



Comunidad de Madrid Municipios y Distritos (Madrid)




Consulta toda la información sobre los municipios y distritos en:

<https://www.comunidad.madrid/servicios/salud/2019-nuevo-coronavirus>

10 Km





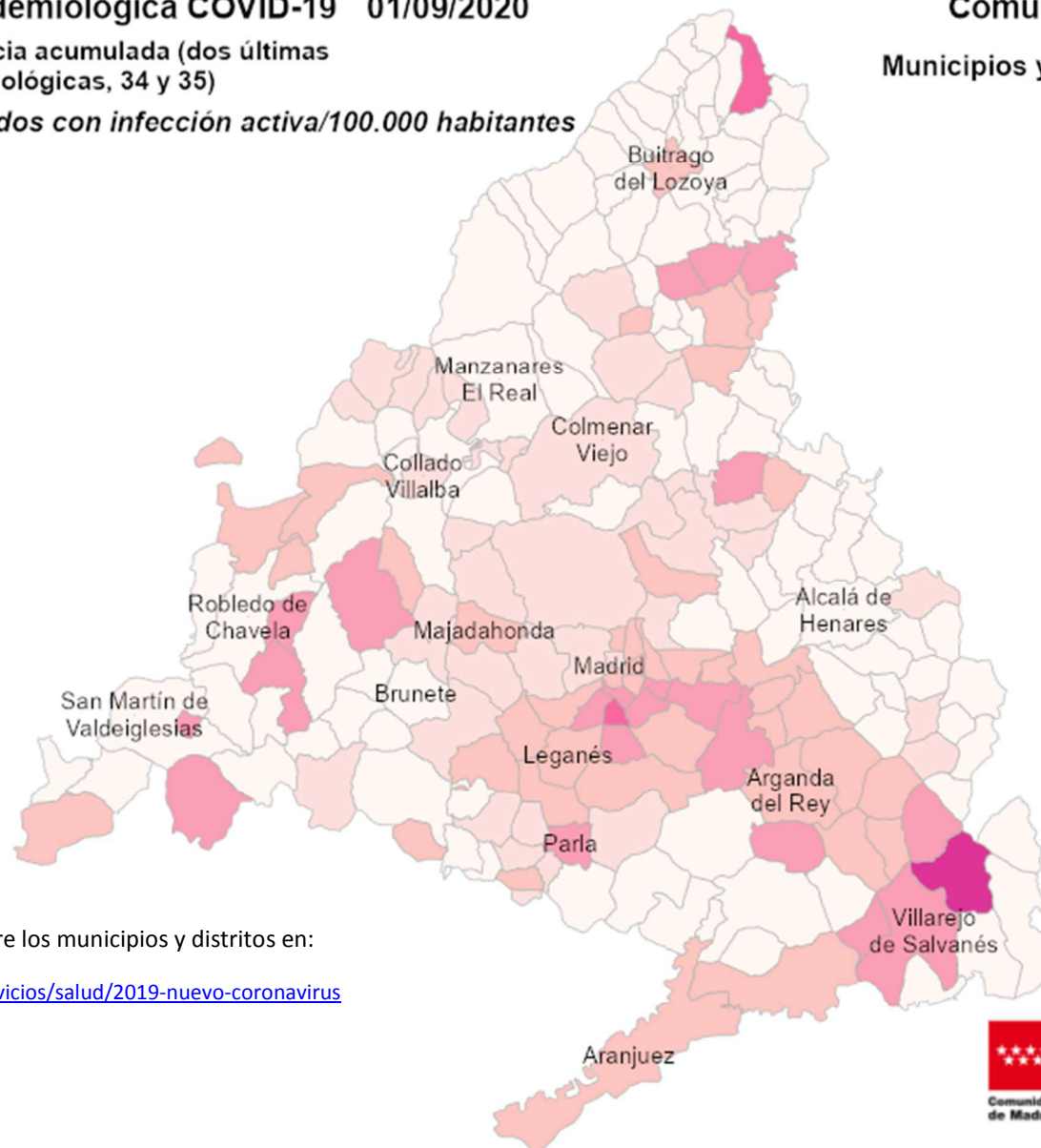

Situación epidemiológica COVID-19 01/09/2020

Tasas de incidencia acumulada (dos últimas semanas epidemiológicas, 34 y 35)

Casos confirmados con infección activa/100.000 habitantes

Comunidad de Madrid

Municipios y Distritos (Madrid)




Consulta toda la información sobre los municipios y distritos en:

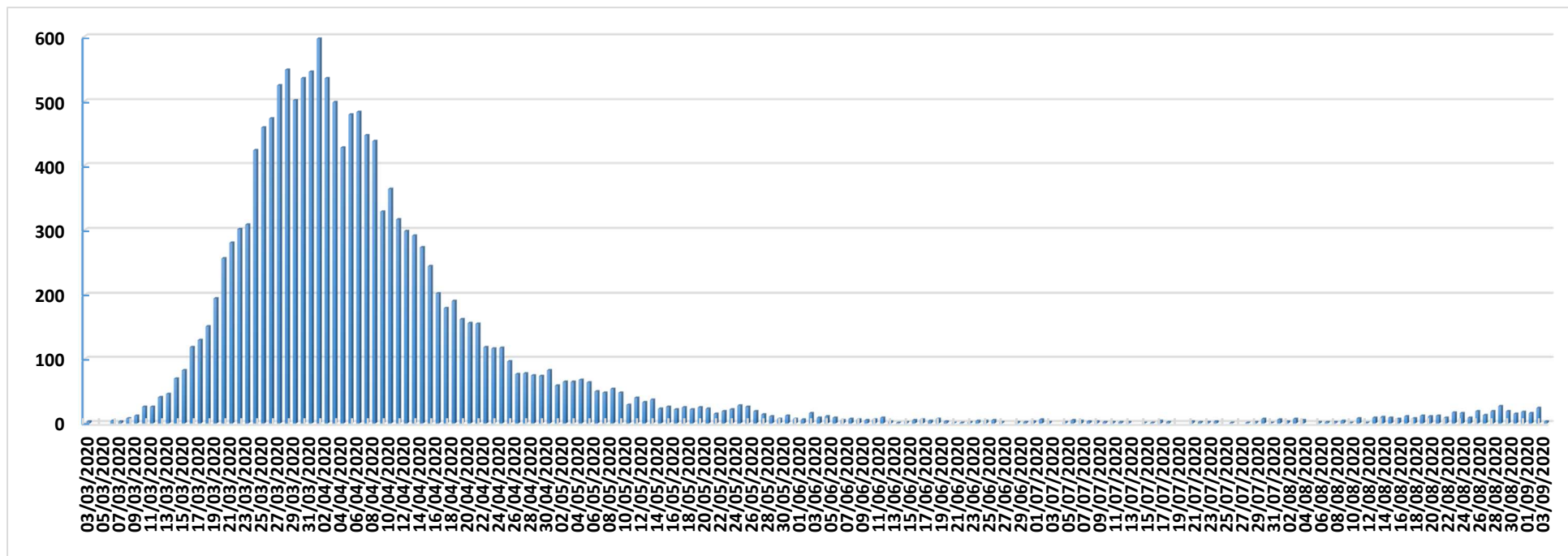
<https://www.comunidad.madrid/servicios/salud/2019-nuevo-coronavirus>

10 Km






Evolución fallecidos



| Datos Sanidad Mortuoria * | |
|---------------------------|---------------|
| Hospitales | 9.736 |
| Domicilios | 967 |
| Centros sociosanitarios | 4.834 |
| Otros lugares | 29 |
| Total | 15.566 |

*Fallecidos con sospecha o con confirmación de Covid-19 según certificado de defunción.



Fallecidos según edad y sexo

| Edad | Mujeres | Hombres | Total |
|----------------------|--------------|--------------|---------------|
| 0-9 | 1 | 7 | 8 |
| 10-19 | 1 | 1 | 2 |
| 20-29 | 5 | 5 | 10 |
| 30-39 | 17 | 14 | 31 |
| 40-49 | 38 | 80 | 118 |
| 50-59 | 131 | 308 | 439 |
| 60-69 | 319 | 799 | 1.118 |
| 70-79 | 951 | 1.902 | 2.853 |
| 80-89 | 2.839 | 3.208 | 6.047 |
| 90> | 2.996 | 1.658 | 4.654 |
| Edad no confirmada* | 134 | 152 | 286 |
| Total general | 7.432 | 8.134 | 15.566 |

*Sin fecha de nacimiento en el certificado de defunción

