



CONSEJERÍA DE EDUCACIÓN,
JUVENTUD Y DEPORTE

Comunidad de Madrid

EVALUACIÓN FINAL DE 6º CURSO DE EDUCACIÓN PRIMARIA MAYO 2016

LENGUA EXTRANJERA: INGLÉS Prueba de expresión escrita 12 DE MAYO



Sexo: Varón ☐ Mujer ☐

Nacionalidad española: Sí ☐ No ☐

Año de nacimiento:

LA INFORMACIÓN DE ESTE RECUADRO DEBE SER CUMPLIMENTADA POR EL CENTRO

Clave del centro:

Número del alumno:

Grupo del alumno:

C ☐ I ☐ Exento ☐

Centro bilingüe en 6º Sí ☐ No ☐

No presentado* ☐

* Los exentos no se incluyen en los no presentados

NO PASES LA PÁGINA HASTA QUE TE LO INDIQUEN

1. AN ALIEN TOURIST

A spaceship lands right in front of your house. You go out to investigate and see a strange creature coming out of the spaceship.

Write the story for your school digital newspaper.

Answer these five questions in your story:

WHAT? WHEN? WHERE?


WHY? WHO

You can use these words to write the story:

explore because planet powers

REMEMBER

- Be careful with **punctuation** and **capital letters**
- **Don't repeat words** if possible
- Use the **simple past tense**
- **Be creative**
- Be careful with **spelling**.



**Word limit:
Between 40
and 50 words**

Now you are ready to write your story!!

OUR CLASSROOM DIGITAL NEWSPAPER



Breaking news

A VISITOR FROM ANOTHER PLANET LANDS ON EARTH

2. P3P3 GOES TO THE ZOO

Describe the animal that P3P3 sees at the zoo



What kind of animal is that?



Look at the images and **talk about these things**: name, size, colour, country, food, abilities.



bamboo



WRITE AT LEAST 25 WORDS

.....

.....

.....

.....

.....

.....

.....

3. P3P3 MAKES A CARNIVAL MASK

P3P3 is very interested in some of our festivities and he wants to learn more about Carnival. Now you are going to show P3P3 **how to create a mask for Carnival**.

- Write for each picture the step we have to follow in making the mask
- Don't forget to write the instrument you are using.

Materials:

- ✓ Printable card
- ✓ Pencil
- ✓ Scissors
- ✓ Poster paint or crayons
- ✓ Paint brush




Steps

Here is the first step as an example:

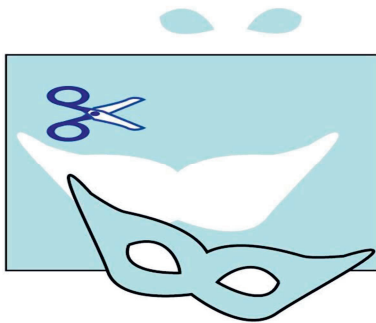


Step 1.

Take a piece of paper or card



Step 2.



Step 3.



Step 4.



Step 5.
