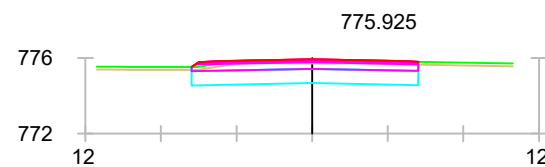


0+140.000

S. FIRME = 6.21 m2.  
S. D TIERRA = 11.76 m2.  
S. SUELO SEL 1 = 9.55 m2.  
S. VEGETAL = 1.91 m2.  
S. ZA = 4.41 m2.

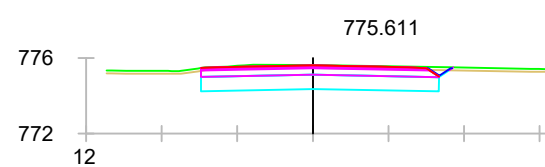
S. AC22BASEG = 0.86 m2.  
S. AC22BINS = 0.60 m2.  
S. BBTM11B = 0.33 m2.



0+160.000

S. FIRME = 5.92 m2.  
S. D TIERRA = 12.58 m2.  
S. SUELO SEL 1 = 9.00 m2.  
S. VEGETAL = 1.80 m2.  
S. ZA = 4.19 m2.

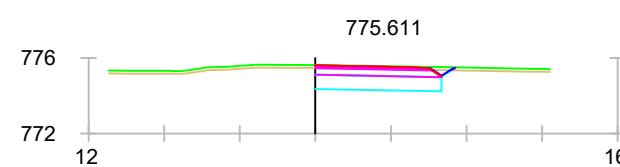
S. AC22BASEG = 0.82 m2.  
S. AC22BINS = 0.58 m2.  
S. BBTM11B = 0.33 m2.



0+178.448

S. FIRME = 6.10 m2.  
S. REVES CUNETAS = 0.08 m2.  
S. D TIERRA = 14.42 m2.  
S. SUELO SEL 1 = 9.44 m2.  
S. VEGETAL = 1.99 m2.

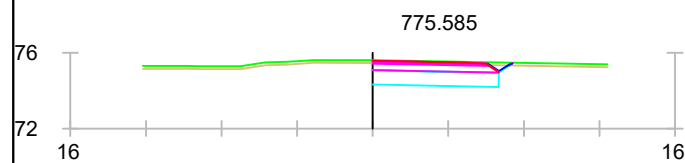
S. ZA = 4.33 m2.  
S. AC22BASEG = 0.84 m2.  
S. AC22BINS = 0.60 m2.  
S. BBTM11B = 0.33 m2.



0+178.448

S. FIRME = 3.15 m2.  
S. REVES CUNETAS = 0.08 m2.  
S. D TIERRA = 7.63 m2.  
S. SUELO SEL 1 = 5.00 m2.  
S. VEGETAL = 1.10 m2.

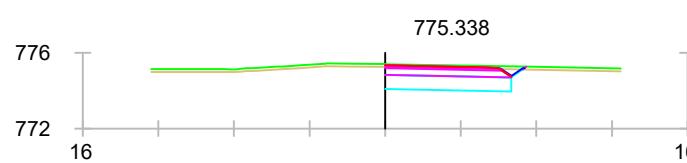
S. ZA = 2.26 m2.  
S. AC22BASEG = 0.43 m2.  
S. AC22BINS = 0.30 m2.  
S. BBTM11B = 0.16 m2.



0+180.000

S. FIRME = 3.15 m2.  
S. REVES CUNETAS = 0.08 m2.  
S. D TIERRA = 7.67 m2.  
S. SUELO SEL 1 = 5.00 m2.  
S. VEGETAL = 1.10 m2.

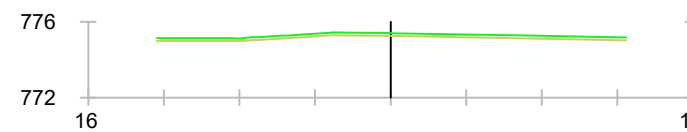
S. ZA = 2.26 m2.  
S. AC22BASEG = 0.43 m2.  
S. AC22BINS = 0.30 m2.  
S. BBTM11B = 0.16 m2.



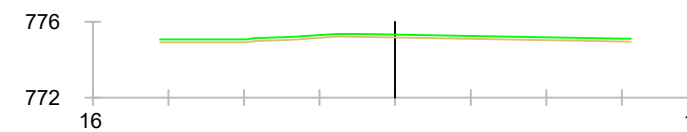
0+194.510

S. FIRME = 3.15 m2.  
S. REVES CUNETAS = 0.08 m2.  
S. D TIERRA = 7.97 m2.  
S. SUELO SEL 1 = 5.00 m2.  
S. VEGETAL = 1.11 m2.

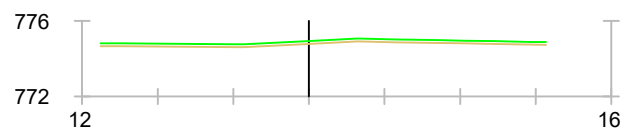
S. ZA = 2.26 m2.  
S. AC22BASEG = 0.43 m2.  
S. AC22BINS = 0.30 m2.  
S. BBTM11B = 0.17 m2.



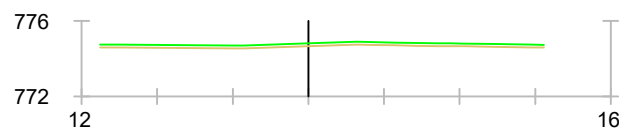
0+194.510



0+200.000



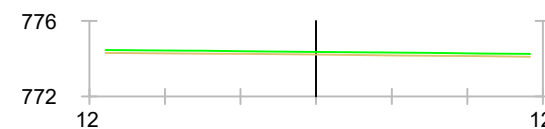
0+220.000



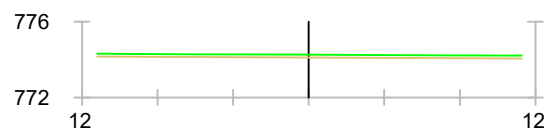
0+225.985



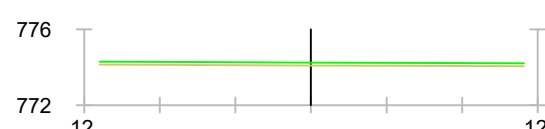
0+240.000



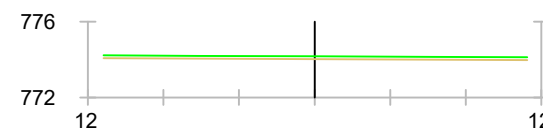
0+260.000



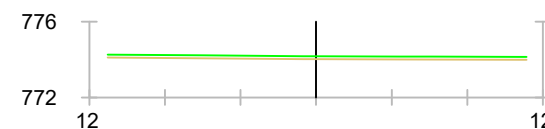
0+280.000



0+282.985



0+300.000



0+314.460