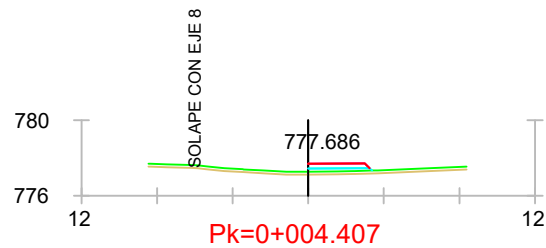
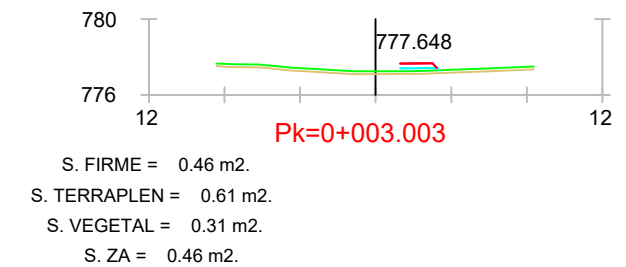
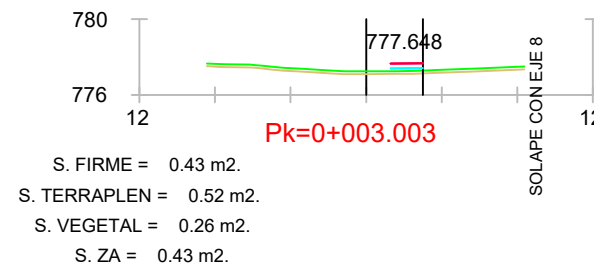
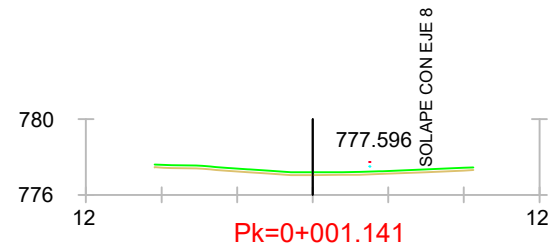
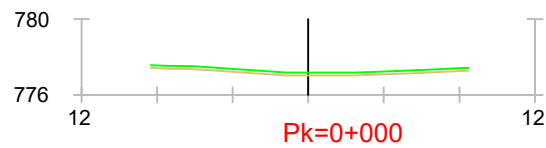
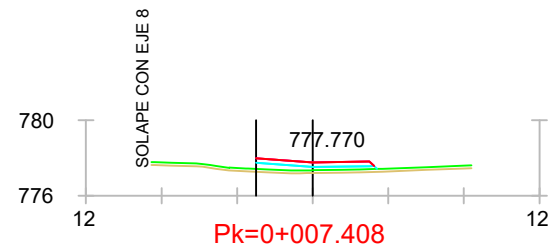


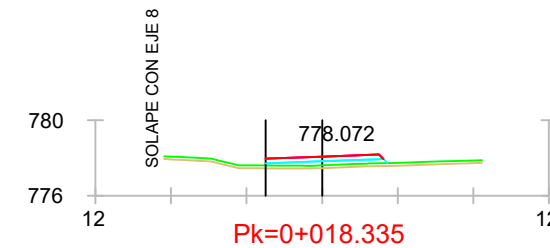
EJE 12



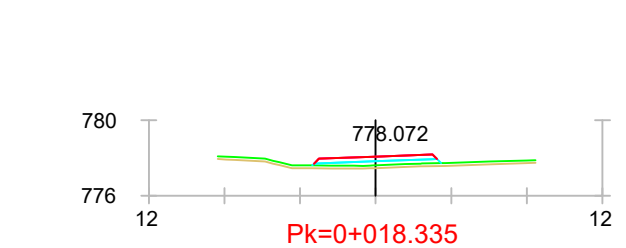
S. FIRME = 0.78 m2.
S. TERRAPLEN = 1.03 m2.
S. VEGETAL = 0.51 m2.
S. ZA = 0.78 m2.



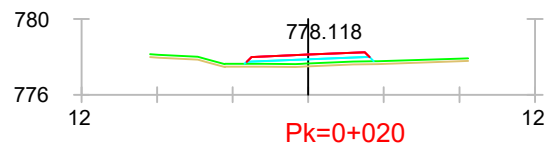
S. FIRME = 1.53 m2.
S. TERRAPLEN = 2.31 m2.
S. VEGETAL = 0.96 m2.
S. ZA = 1.53 m2.



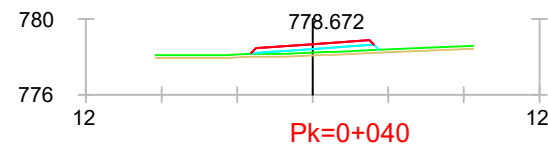
S. FIRME = 1.53 m2.
S. TERRAPLEN = 2.20 m2.
S. VEGETAL = 0.97 m2.
S. ZA = 1.53 m2.



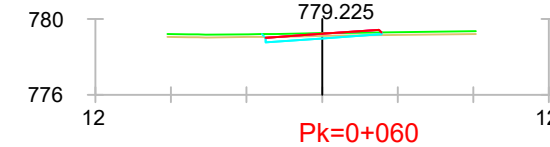
S. FIRME = 1.56 m2.
S. TERRAPLEN = 2.28 m2.
S. VEGETAL = 1.02 m2.
S. ZA = 1.56 m2.



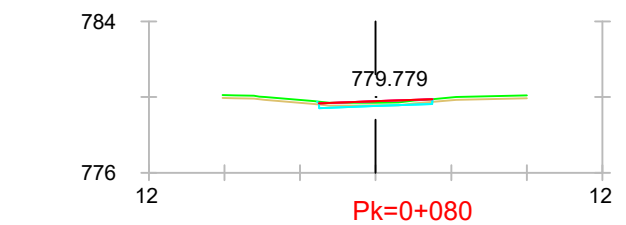
S. FIRME = 1.56 m2.
S. TERRAPLEN = 2.33 m2.
S. VEGETAL = 1.03 m2.
S. ZA = 1.56 m2.



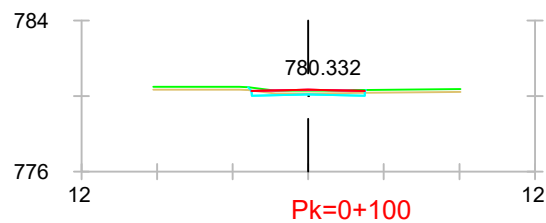
S. FIRME = 1.56 m2.
S. TERRAPLEN = 2.28 m2.
S. VEGETAL = 1.02 m2.
S. ZA = 1.56 m2.



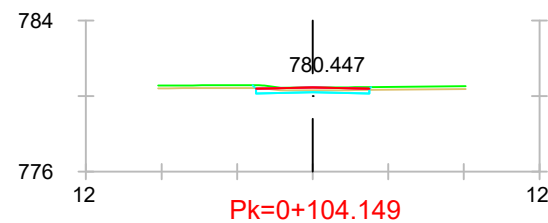
S. FIRME = 1.52 m2.
S. D TIERRA = 0.79 m2.
S. TERRAPLEN = 0.03 m2.
S. VEGETAL = 0.95 m2.
S. ZA = 1.52 m2.



S. FIRME = 1.50 m2.
S. D TIERRA = 0.37 m2.
S. TERRAPLEN = 0.02 m2.
S. VEGETAL = 0.92 m2.
S. ZA = 1.50 m2.



S. FIRME = 1.50 m2.
S. D TIERRA = 0.62 m2.
S. TERRAPLEN = 0.02 m2.
S. VEGETAL = 0.94 m2.
S. ZA = 1.50 m2.



S. FIRME = 1.50 m2.
S. D TIERRA = 0.91 m2.
S. TERRAPLEN = 0.02 m2.
S. VEGETAL = 0.94 m2.
S. ZA = 1.50 m2.