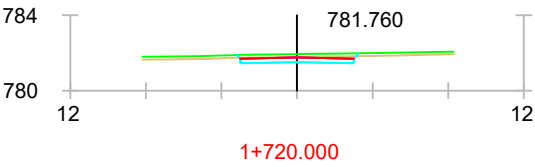


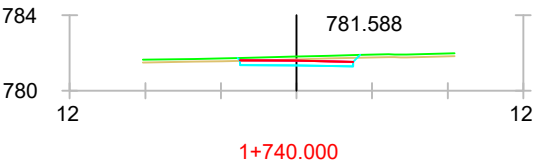
1+700.000

S. FIRME = 1.50 m2.  
S. D TIERRA = 1.96 m2.  
S. TERRAPLEN = 0.02 m2.  
S. VEGETAL = 0.98 m2.  
S. ZA = 1.50 m2.



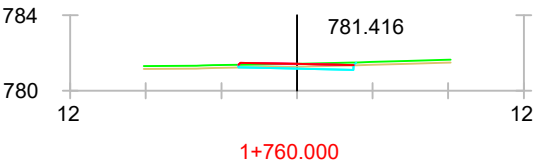
1+720.000

S. FIRME = 1.50 m2.  
S. D TIERRA = 1.84 m2.  
S. TERRAPLEN = 0.02 m2.  
S. VEGETAL = 0.97 m2.  
S. ZA = 1.50 m2.



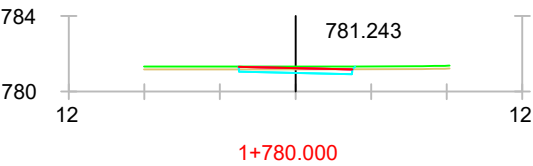
1+740.000

S. FIRME = 1.50 m2.  
S. D TIERRA = 1.99 m2.  
S. TERRAPLEN = 0.02 m2.  
S. VEGETAL = 0.97 m2.  
S. ZA = 1.50 m2.



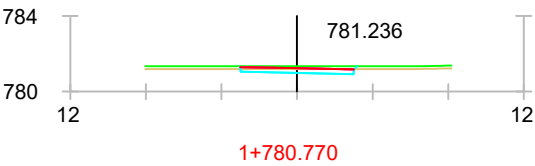
1+760.000

S. FIRME = 1.52 m2.  
S. D TIERRA = 0.65 m2.  
S. TERRAPLEN = 0.01 m2.  
S. VEGETAL = 0.94 m2.  
S. ZA = 1.52 m2.



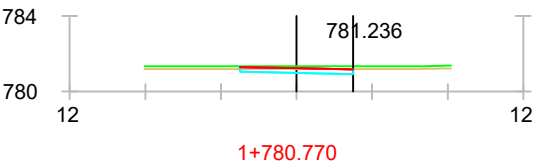
1+780.000

S. FIRME = 1.50 m2.  
S. D TIERRA = 1.14 m2.  
S. TERRAPLEN = 0.01 m2.  
S. VEGETAL = 0.93 m2.  
S. ZA = 1.50 m2.



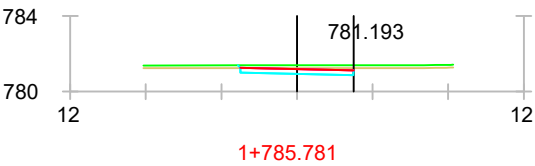
1+780.770

S. FIRME = 1.50 m2.  
S. D TIERRA = 1.23 m2.  
S. TERRAPLEN = 0.02 m2.  
S. VEGETAL = 0.93 m2.  
S. ZA = 1.50 m2.



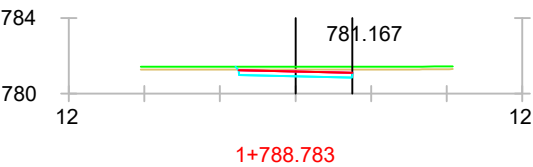
1+780.770

S. FIRME = 1.50 m2.  
S. D TIERRA = 1.23 m2.  
S. TERRAPLEN = 0.01 m2.  
S. VEGETAL = 0.91 m2.  
S. ZA = 1.50 m2.



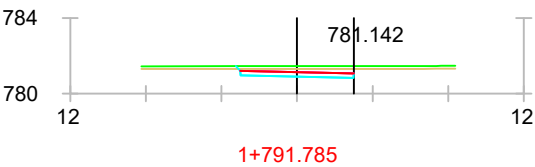
1+785.781

S. FIRME = 1.50 m2.  
S. D TIERRA = 1.78 m2.  
S. TERRAPLEN = 0.01 m2.  
S. VEGETAL = 0.92 m2.  
S. ZA = 1.50 m2.



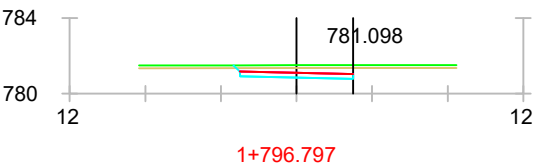
1+788.783

S. FIRME = 1.50 m2.  
S. D TIERRA = 2.12 m2.  
S. TERRAPLEN = 0.01 m2.  
S. VEGETAL = 0.93 m2.  
S. ZA = 1.50 m2.



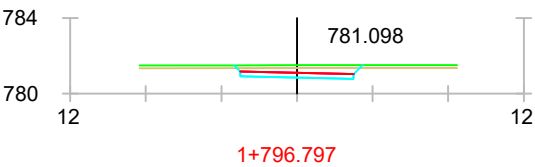
1+791.785

S. FIRME = 1.50 m2.  
S. D TIERRA = 2.45 m2.  
S. TERRAPLEN = 0.01 m2.  
S. VEGETAL = 0.94 m2.  
S. ZA = 1.50 m2.



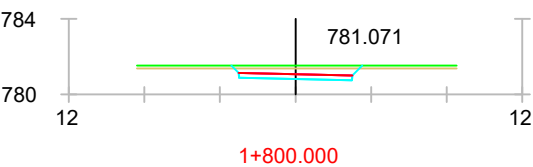
1+796.797

S. FIRME = 1.50 m2.  
S. D TIERRA = 3.02 m2.  
S. TERRAPLEN = 0.01 m2.  
S. VEGETAL = 0.95 m2.  
S. ZA = 1.50 m2.



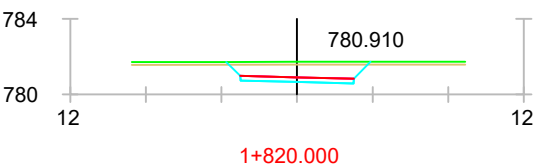
1+796.797

S. FIRME = 1.50 m2.  
S. D TIERRA = 3.07 m2.  
S. TERRAPLEN = 0.02 m2.  
S. VEGETAL = 1.02 m2.  
S. ZA = 1.50 m2.



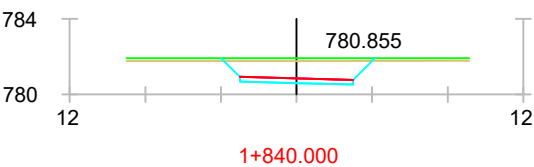
1+800.000

S. FIRME = 1.50 m2.  
S. D TIERRA = 3.46 m2.  
S. TERRAPLEN = 0.02 m2.  
S. VEGETAL = 1.04 m2.  
S. ZA = 1.50 m2.



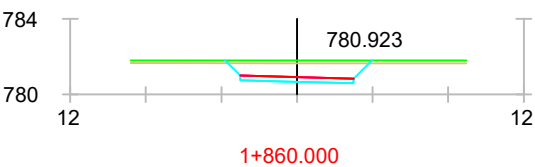
1+820.000

S. FIRME = 1.50 m2.  
S. D TIERRA = 5.96 m2.  
S. TERRAPLEN = 0.02 m2.  
S. VEGETAL = 1.15 m2.  
S. ZA = 1.50 m2.



1+840.000

S. FIRME = 1.50 m2.  
S. D TIERRA = 7.88 m2.  
S. TERRAPLEN = 0.02 m2.  
S. VEGETAL = 1.22 m2.  
S. ZA = 1.50 m2.



1+860.000

S. FIRME = 1.50 m2.  
S. D TIERRA = 6.43 m2.  
S. TERRAPLEN = 0.02 m2.  
S. VEGETAL = 1.16 m2.  
S. ZA = 1.50 m2.