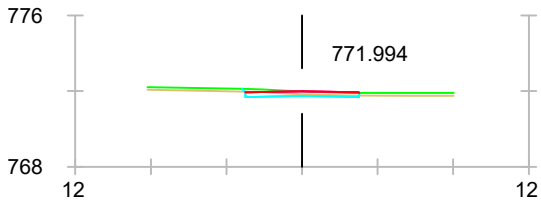
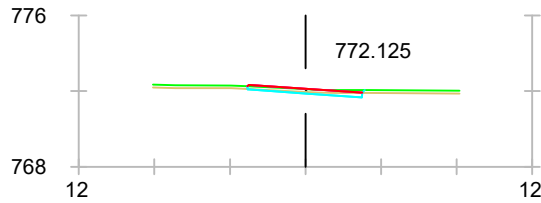


EJE 8



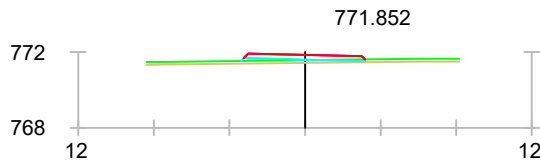
0+00.000

S. FIRME = 1.50 m2.
S. D TIERRA = 0.82 m2.
S. TERRAPLEN = 0.01 m2.
S. VEGETAL = 0.93 m2.
S. ZA = 1.50 m2.



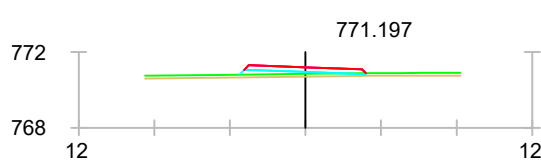
0+20.000

S. FIRME = 1.51 m2.
S. D TIERRA = 0.58 m2.
S. TERRAPLEN = 0.01 m2.
S. VEGETAL = 0.93 m2.
S. ZA = 1.51 m2.



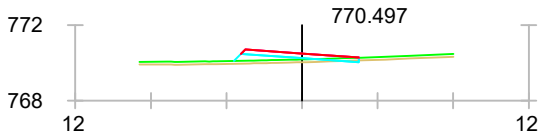
0+40.000

S. FIRME = 1.56 m2.
S. TERRAPLEN = 1.19 m2.
S. VEGETAL = 0.98 m2.
S. ZA = 1.56 m2.



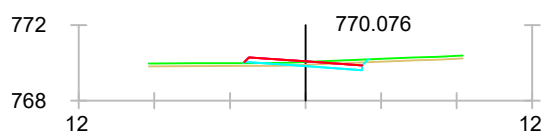
0+60.000

S. FIRME = 1.56 m2.
S. TERRAPLEN = 1.66 m2.
S. VEGETAL = 1.00 m2.
S. ZA = 1.56 m2.



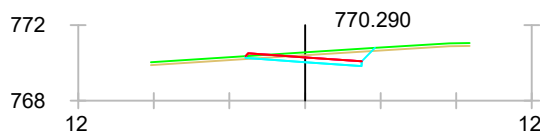
0+80.000

S. FIRME = 1.53 m2.
S. D TIERRA = 0.04 m2.
S. TERRAPLEN = 1.54 m2.
S. VEGETAL = 0.99 m2.
S. ZA = 1.53 m2.



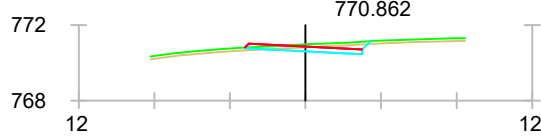
0+100.000

S. FIRME = 1.53 m2.
S. D TIERRA = 0.75 m2.
S. TERRAPLEN = 0.32 m2.
S. VEGETAL = 0.99 m2.
S. ZA = 1.53 m2.



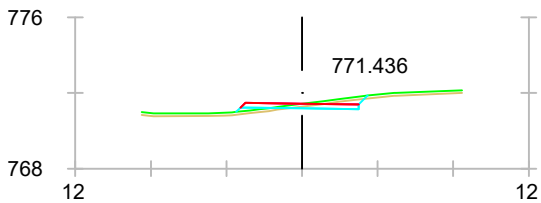
0+120.000

S. FIRME = 1.52 m2.
S. D TIERRA = 2.32 m2.
S. TERRAPLEN = 0.03 m2.
S. VEGETAL = 1.03 m2.
S. ZA = 1.52 m2.



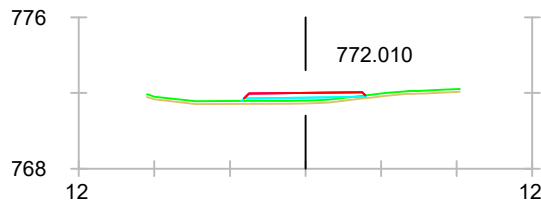
0+140.000

S. FIRME = 1.53 m2.
S. D TIERRA = 1.34 m2.
S. TERRAPLEN = 0.07 m2.
S. VEGETAL = 1.00 m2.
S. ZA = 1.53 m2.



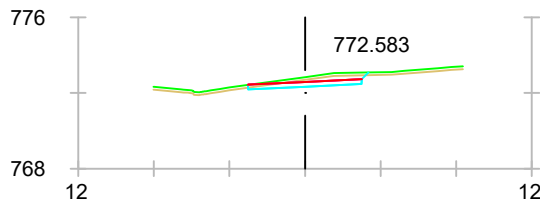
0+160.000

S. FIRME = 1.53 m2.
S. D TIERRA = 0.98 m2.
S. TERRAPLEN = 0.55 m2.
S. VEGETAL = 1.04 m2.
S. ZA = 1.53 m2.



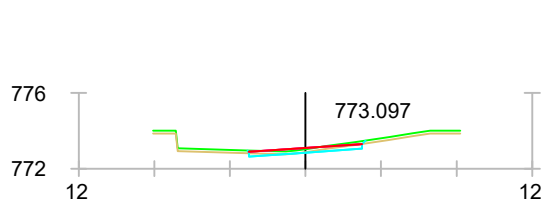
0+180.000

S. FIRME = 1.56 m2.
S. TERRAPLEN = 1.73 m2.
S. VEGETAL = 0.99 m2.
S. ZA = 1.56 m2.



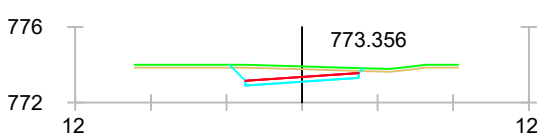
0+200.000

S. FIRME = 1.50 m2.
S. D TIERRA = 2.05 m2.
S. TERRAPLEN = 0.01 m2.
S. VEGETAL = 0.96 m2.
S. ZA = 1.50 m2.



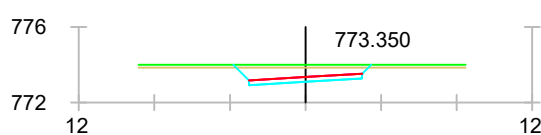
0+220.000

S. FIRME = 1.50 m2.
S. D TIERRA = 0.59 m2.
S. TERRAPLEN = 0.03 m2.
S. VEGETAL = 0.94 m2.
S. ZA = 1.50 m2.



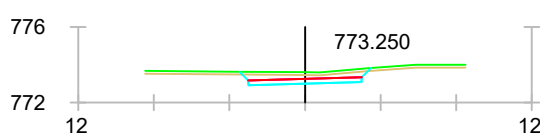
0+240.000

S. FIRME = 1.50 m2.
S. D TIERRA = 4.19 m2.
S. TERRAPLEN = 0.02 m2.
S. VEGETAL = 1.07 m2.
S. ZA = 1.50 m2.



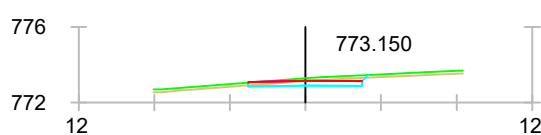
0+260.000

S. FIRME = 1.50 m2.
S. D TIERRA = 4.78 m2.
S. TERRAPLEN = 0.02 m2.
S. VEGETAL = 1.10 m2.
S. ZA = 1.50 m2.



0+280.000

S. FIRME = 1.50 m2.
S. D TIERRA = 3.03 m2.
S. TERRAPLEN = 0.02 m2.
S. VEGETAL = 1.04 m2.
S. ZA = 1.50 m2.



0+300.000

S. FIRME = 1.51 m2.
S. D TIERRA = 1.44 m2.
S. TERRAPLEN = 0.01 m2.
S. VEGETAL = 0.96 m2.
S. ZA = 1.51 m2.