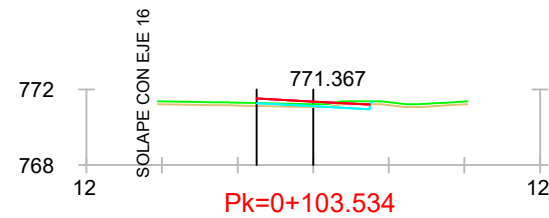
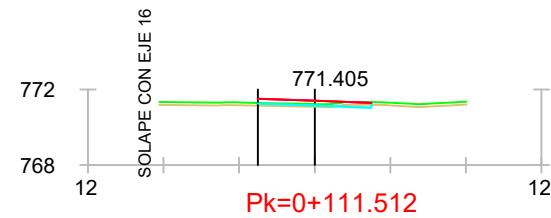


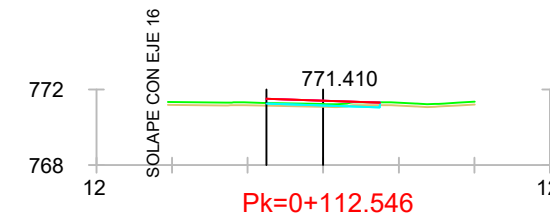
EJE 1



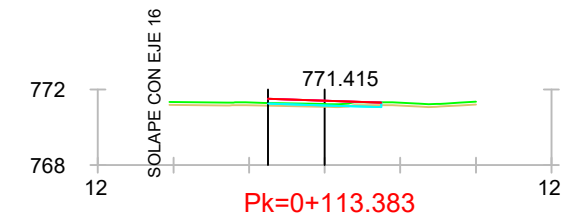
S. FIRME = 1.50 m2.
S. D TIERRA = 0.42 m2.
S. TERRAPLEN = 0.29 m2.
S. VEGETAL = 0.93 m2.
S. ZA = 1.50 m2.



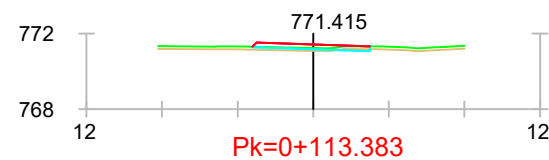
S. FIRME = 1.50 m2.
S. D TIERRA = 0.18 m2.
S. TERRAPLEN = 0.36 m2.
S. VEGETAL = 0.91 m2.
S. ZA = 1.50 m2.



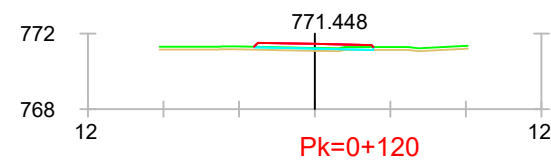
S. FIRME = 1.50 m2.
S. D TIERRA = 0.15 m2.
S. TERRAPLEN = 0.37 m2.
S. VEGETAL = 0.90 m2.
S. ZA = 1.50 m2.



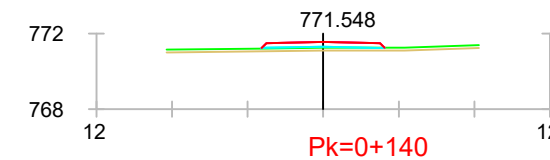
S. FIRME = 1.50 m2.
S. D TIERRA = 0.13 m2.
S. TERRAPLEN = 0.38 m2.
S. VEGETAL = 0.90 m2.
S. ZA = 1.50 m2.



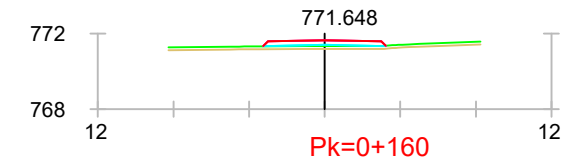
S. FIRME = 1.53 m2.
S. D TIERRA = 0.13 m2.
S. TERRAPLEN = 0.41 m2.
S. VEGETAL = 0.93 m2.
S. ZA = 1.53 m2.



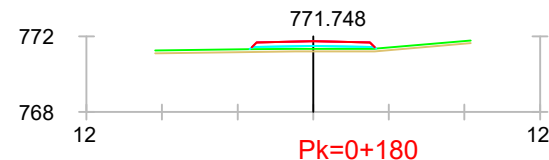
S. FIRME = 1.55 m2.
S. TERRAPLEN = 0.54 m2.
S. VEGETAL = 0.95 m2.
S. ZA = 1.55 m2.



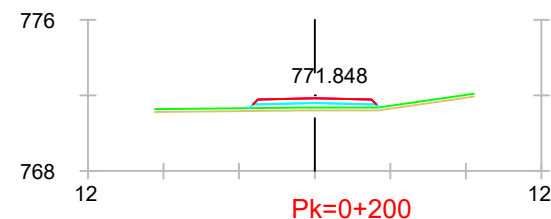
S. FIRME = 1.56 m2.
S. TERRAPLEN = 1.19 m2.
S. VEGETAL = 0.98 m2.
S. ZA = 1.56 m2.



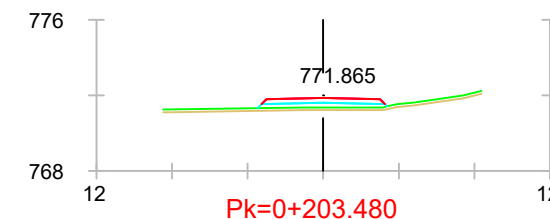
S. FIRME = 1.56 m2.
S. TERRAPLEN = 1.16 m2.
S. VEGETAL = 0.98 m2.
S. ZA = 1.56 m2.



S. FIRME = 1.56 m2.
S. TERRAPLEN = 1.79 m2.
S. VEGETAL = 1.00 m2.
S. ZA = 1.56 m2.



S. FIRME = 1.56 m2.
S. TERRAPLEN = 2.43 m2.
S. VEGETAL = 1.03 m2.
S. ZA = 1.56 m2.



S. FIRME = 1.56 m2.
S. TERRAPLEN = 2.49 m2.
S. VEGETAL = 1.03 m2.
S. ZA = 1.56 m2.