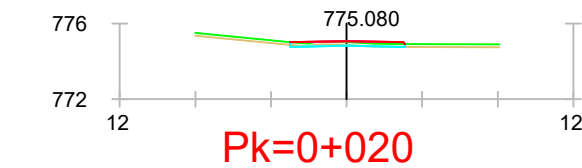
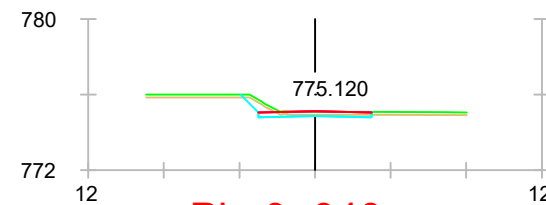


Pk=0+000



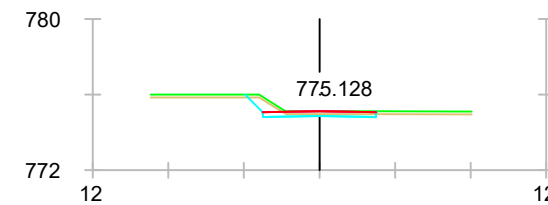
Pk=0+020

S. FIRME = 1.52 m2.  
S. D TIERRA = 0.23 m2.  
S. TERRAPLEN = 0.02 m2.  
S. VEGETAL = 0.92 m2.  
S. ZA = 1.52 m2.



Pk=0+040

S. FIRME = 1.50 m2.  
S. D TIERRA = 1.23 m2.  
S. TERRAPLEN = 0.02 m2.  
S. VEGETAL = 1.05 m2.  
S. ZA = 1.50 m2.



Pk=0+043.883

S. FIRME = 1.50 m2.  
S. D TIERRA = 1.53 m2.  
S. TERRAPLEN = 0.02 m2.  
S. VEGETAL = 1.05 m2.  
S. ZA = 1.50 m2.