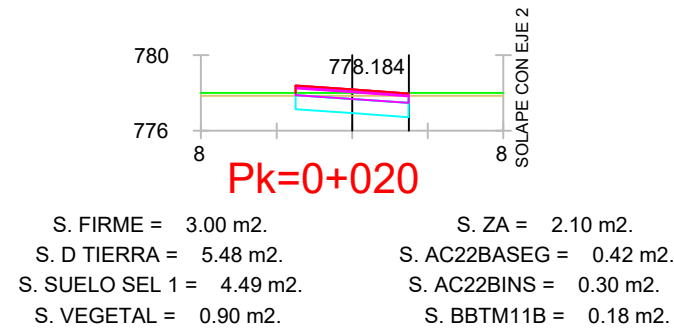
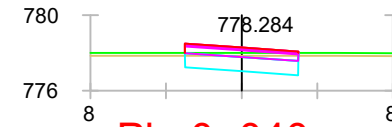


Pk=0+000



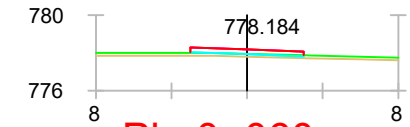
Pk=0+020

S. FIRME = 3.00 m2. S. ZA = 2.10 m2.
S. D TIERRA = 5.48 m2. S. AC22BASEG = 0.42 m2.
S. SUELO SEL 1 = 4.49 m2. S. AC22BINS = 0.30 m2.
S. VEGETAL = 0.90 m2. S. BBTM11B = 0.18 m2.



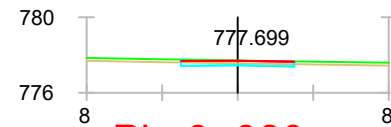
Pk=0+040

S. FIRME = 3.00 m2. S. ZA = 2.10 m2.
S. D TIERRA = 4.88 m2. S. AC22BASEG = 0.42 m2.
S. SUELO SEL 1 = 4.49 m2. S. AC22BINS = 0.30 m2.
S. VEGETAL = 0.90 m2. S. BBTM11B = 0.18 m2.



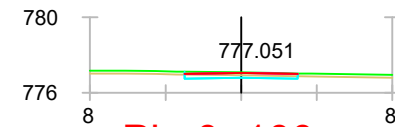
Pk=0+060

S. FIRME = 1.50 m2.
S. TERRAPLEN = 0.79 m2.
S. VEGETAL = 0.90 m2.
S. ZA = 1.50 m2.



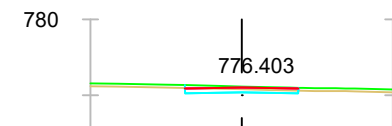
Pk=0+080

S. FIRME = 1.50 m2.
S. D TIERRA = 0.78 m2.
S. VEGETAL = 0.90 m2.
S. ZA = 1.50 m2.



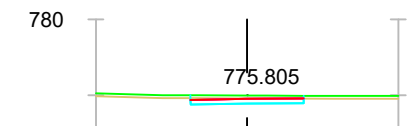
Pk=0+100

S. FIRME = 1.50 m2.
S. D TIERRA = 0.91 m2.
S. VEGETAL = 0.90 m2.
S. ZA = 1.50 m2.



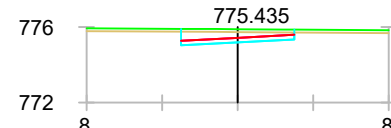
Pk=0+120

S. FIRME = 1.50 m2.
S. D TIERRA = 1.12 m2.
S. VEGETAL = 0.90 m2.
S. ZA = 1.50 m2.



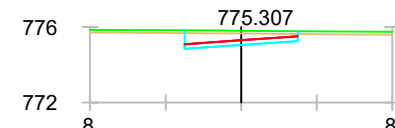
Pk=0+140

S. FIRME = 1.50 m2.
S. D TIERRA = 1.71 m2.
S. VEGETAL = 0.90 m2.
S. ZA = 1.50 m2.



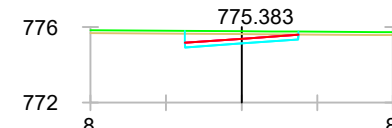
Pk=0+160

S. FIRME = 1.50 m2.
S. D TIERRA = 3.32 m2.
S. VEGETAL = 0.90 m2.
S. ZA = 1.50 m2.



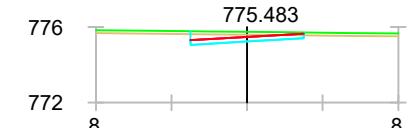
Pk=0+180

S. FIRME = 1.50 m2.
S. D TIERRA = 3.59 m2.
S. VEGETAL = 0.90 m2.
S. ZA = 1.50 m2.



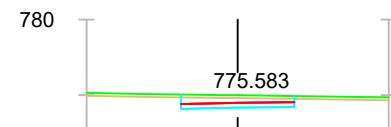
Pk=0+200

S. FIRME = 1.50 m2.
S. D TIERRA = 2.96 m2.
S. VEGETAL = 0.90 m2.
S. ZA = 1.50 m2.



Pk=0+220

S. FIRME = 1.50 m2.
S. D TIERRA = 2.18 m2.
S. VEGETAL = 0.90 m2.
S. ZA = 1.50 m2.



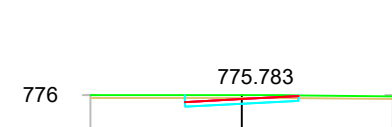
Pk=0+240

S. FIRME = 1.50 m2.
S. D TIERRA = 3.07 m2.
S. VEGETAL = 0.90 m2.
S. ZA = 1.50 m2.



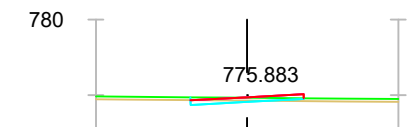
Pk=0+260

S. FIRME = 1.50 m2.
S. D TIERRA = 2.52 m2.
S. VEGETAL = 0.90 m2.
S. ZA = 1.50 m2.



Pk=0+280

S. FIRME = 1.50 m2.
S. D TIERRA = 1.84 m2.
S. VEGETAL = 0.90 m2.
S. ZA = 1.50 m2.



Pk=0+300

S. FIRME = 1.50 m2. S. ZA = 1.50 m2.
S. D TIERRA = 0.53 m2.
S. TERRAPLEN = 0.10 m2.
S. VEGETAL = 0.90 m2.