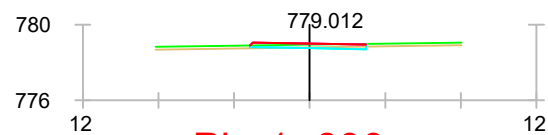
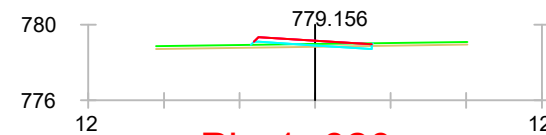
**Pk=1+580**

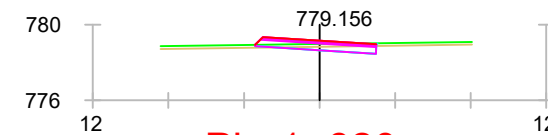
S. FIRME = 1.54 m2. S. ZA = 1.54 m2.  
 S. D TIERRA = 0.01 m2.  
 S. TERRAPLEN = 0.32 m2.  
 S. VEGETAL = 0.94 m2.

**Pk=1+600**

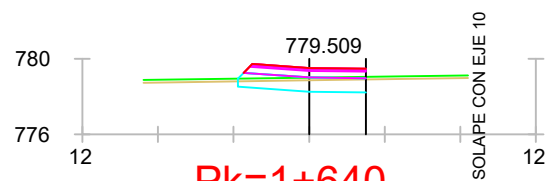
S. FIRME = 1.53 m2. S. ZA = 1.53 m2.  
 S. D TIERRA = 0.29 m2.  
 S. TERRAPLEN = 0.06 m2.  
 S. VEGETAL = 0.93 m2.

**Pk=1+620**

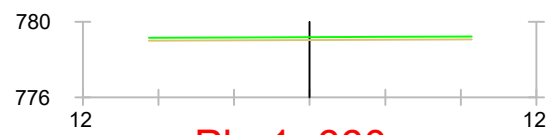
S. FIRME = 1.53 m2. S. ZA = 1.53 m2.  
 S. D TIERRA = 0.16 m2.  
 S. TERRAPLEN = 0.73 m2.  
 S. VEGETAL = 0.97 m2.

**Pk=1+620**


S. FIRME = 3.11 m2. S. ZA = 2.20 m2.  
 S. D TIERRA = 1.08 m2. S. AC22BASEG = 0.43 m2.  
 S. TERRAPLEN = 0.06 m2. S. AC22BINS = 0.30 m2.  
 S. VEGETAL = 0.97 m2. S. BBTM11B = 0.18 m2.

**Pk=1+640**

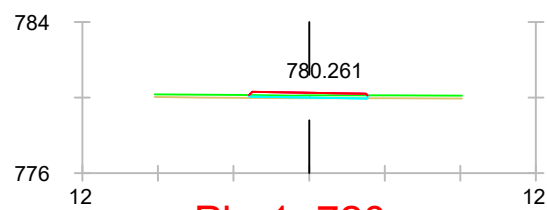
S. FIRME = 3.12 m2. S. ZA = 2.21 m2.  
 S. D TIERRA = 3.55 m2. S. AC22BASEG = 0.43 m2.  
 S. SUELO SEL 1 = 5.03 m2. S. AC22BINS = 0.30 m2.  
 S. VEGETAL = 1.02 m2. S. BBTM11B = 0.18 m2.

**Pk=1+660****Pk=1+680**

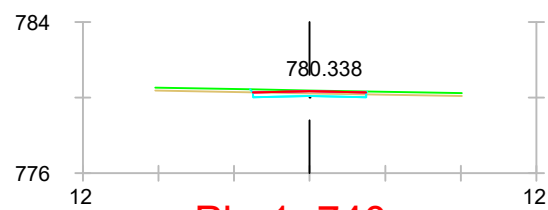
S. FIRME = 3.12 m2. S. ZA = 2.21 m2.  
 S. D TIERRA = 3.19 m2. S. AC22BASEG = 0.43 m2.  
 S. SUELO SEL 1 = 5.03 m2. S. AC22BINS = 0.30 m2.  
 S. VEGETAL = 1.02 m2. S. BBTM11B = 0.18 m2.

**Pk=1+700**

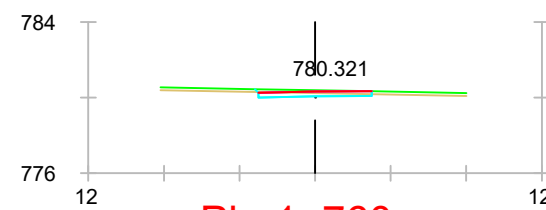
S. FIRME = 1.56 m2.  
 S. TERRAPLEN = 2.77 m2.  
 S. VEGETAL = 1.05 m2.  
 S. ZA = 1.56 m2.

**Pk=1+720**

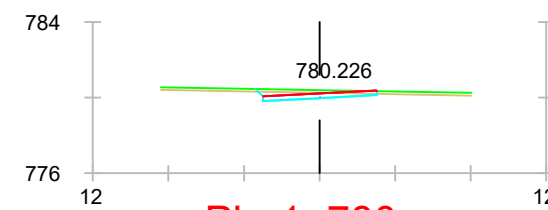
S. FIRME = 1.54 m2. S. ZA = 1.54 m2.  
 S. D TIERRA = 0.01 m2.  
 S. TERRAPLEN = 0.25 m2.  
 S. VEGETAL = 0.94 m2.

**Pk=1+740**

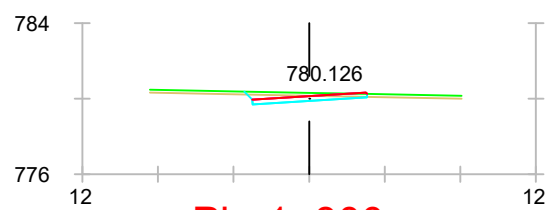
S. FIRME = 1.50 m2. S. ZA = 1.50 m2.  
 S. D TIERRA = 1.03 m2.  
 S. TERRAPLEN = 0.02 m2.  
 S. VEGETAL = 0.93 m2.

**Pk=1+760**

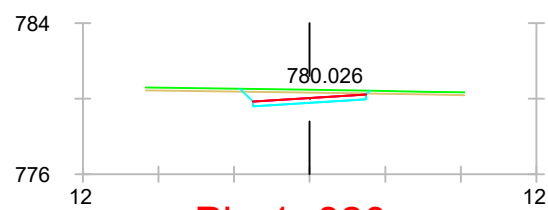
S. FIRME = 1.50 m2. S. ZA = 1.50 m2.  
 S. D TIERRA = 1.08 m2.  
 S. TERRAPLEN = 0.01 m2.  
 S. VEGETAL = 0.93 m2.

**Pk=1+780**

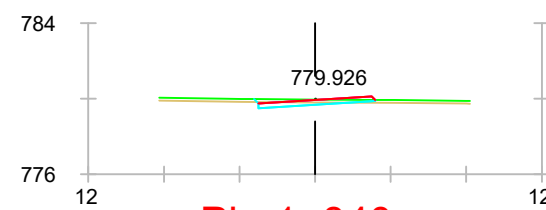
S. FIRME = 1.51 m2. S. ZA = 1.51 m2.  
 S. D TIERRA = 1.68 m2.  
 S. TERRAPLEN = 0.01 m2.  
 S. VEGETAL = 0.96 m2.

**Pk=1+800**

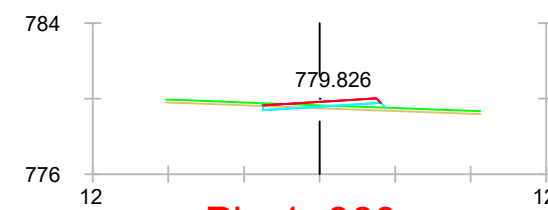
S. FIRME = 1.51 m2. S. ZA = 1.51 m2.  
 S. D TIERRA = 1.71 m2.  
 S. TERRAPLEN = 0.01 m2.  
 S. VEGETAL = 0.98 m2.

**Pk=1+820**

S. FIRME = 1.50 m2. S. ZA = 1.50 m2.  
 S. D TIERRA = 3.35 m2.  
 S. TERRAPLEN = 0.02 m2.  
 S. VEGETAL = 1.03 m2.

**Pk=1+840**

S. FIRME = 1.53 m2. S. ZA = 1.53 m2.  
 S. D TIERRA = 0.80 m2.  
 S. TERRAPLEN = 0.09 m2.  
 S. VEGETAL = 0.96 m2.

**Pk=1+860**

S. FIRME = 1.53 m2. S. ZA = 1.53 m2.  
 S. D TIERRA = 0.24 m2.  
 S. TERRAPLEN = 0.91 m2.  
 S. VEGETAL = 0.99 m2.