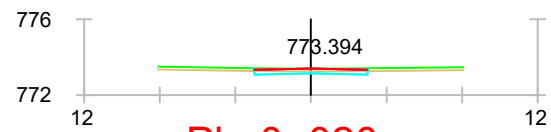
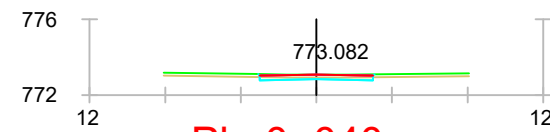


Pk=0+000



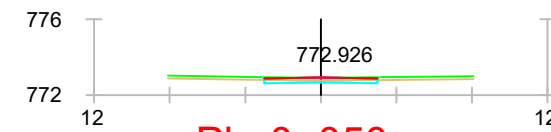
Pk=0+020

S. FIRME = 1.50 m2.
S. D TIERRA = 0.80 m2.
S. TERRAPLEN = 0.02 m2.
S. VEGETAL = 0.92 m2.
S. ZA = 1.50 m2.



Pk=0+040

S. FIRME = 1.50 m2.
S. D TIERRA = 0.80 m2.
S. TERRAPLEN = 0.02 m2.
S. VEGETAL = 0.92 m2.
S. ZA = 1.50 m2.



Pk=0+050

S. FIRME = 1.50 m2.
S. D TIERRA = 0.80 m2.
S. TERRAPLEN = 0.02 m2.
S. VEGETAL = 0.92 m2.
S. ZA = 1.50 m2.