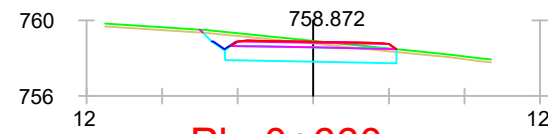
**Pk=0+640**

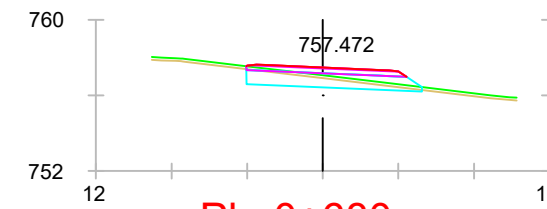
S. FIRME = 2.44 m2.
S. REVES CUNETA = 0.08 m2.
S. D TIERRA = 10.14 m2.
S. SUELO SEL 1 = 6.50 m2.

S. VEGETAL = 1.50 m2.
S. ZA = 2.06 m2.
S. AC16SURFD = 0.38 m2.

**Pk=0+660**

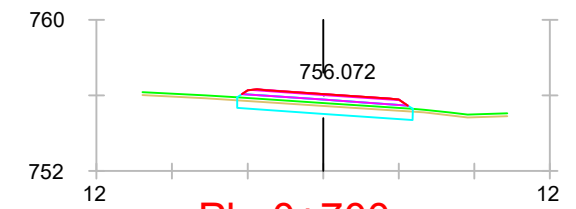
S. FIRME = 2.47 m2.
S. REVES CUNETA = 0.08 m2.
S. D TIERRA = 9.32 m2.
S. SUELO SEL 1 = 6.77 m2.

S. VEGETAL = 1.55 m2.
S. ZA = 2.09 m2.
S. AC16SURFD = 0.38 m2.

**Pk=0+680**

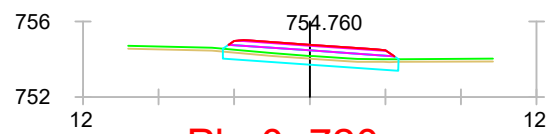
S. FIRME = 2.44 m2.
S. D TIERRA = 4.11 m2.
S. SUELO SEL 1 = 6.76 m2.
S. VEGETAL = 1.40 m2.

S. ZA = 2.07 m2.
S. AC16SURFD = 0.38 m2.

**Pk=0+700**


S. FIRME = 2.47 m2.
S. D TIERRA = 3.92 m2.
S. SUELO SEL 1 = 6.92 m2.
S. VEGETAL = 1.40 m2.

S. ZA = 2.09 m2.
S. AC16SURFD = 0.38 m2.

**Pk=0+720**

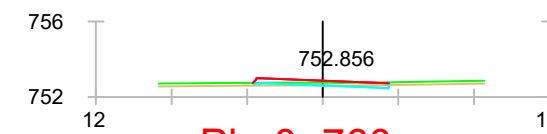
S. FIRME = 2.47 m2.
S. D TIERRA = 3.20 m2.
S. SUELO SEL 1 = 6.92 m2.
S. VEGETAL = 1.40 m2.

S. ZA = 2.10 m2.
S. AC16SURFD = 0.38 m2.

**Pk=0+740**

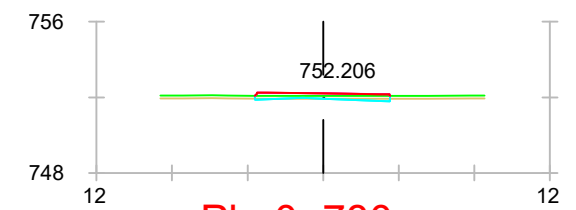
S. FIRME = 2.40 m2.
S. D TIERRA = 4.87 m2.
S. SUELO SEL 1 = 6.42 m2.
S. VEGETAL = 1.29 m2.

S. ZA = 2.02 m2.
S. AC16SURFD = 0.38 m2.

**Pk=0+760**

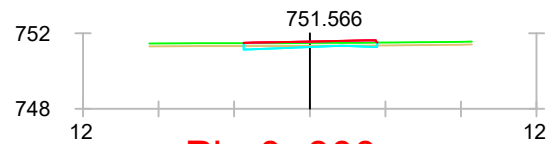
S. FIRME = 1.82 m2.
S. D TIERRA = 0.25 m2.
S. TERRAPLEN = 0.26 m2.
S. VEGETAL = 1.09 m2.

S. ZA = 1.82 m2.

**Pk=0+780**

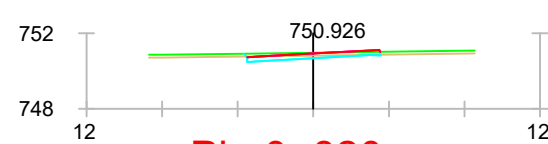
S. FIRME = 2.23 m2.
S. D TIERRA = 0.29 m2.
S. TERRAPLEN = 0.05 m2.
S. VEGETAL = 1.07 m2.

S. ZA = 2.23 m2.

**Pk=0+800**

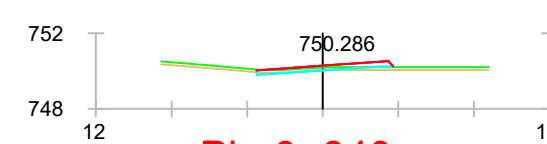
S. FIRME = 2.14 m2.
S. D TIERRA = 0.53 m2.
S. TERRAPLEN = 0.00 m2.
S. VEGETAL = 1.06 m2.

S. ZA = 2.14 m2.

**Pk=0+820**


S. FIRME = 1.77 m2.
S. D TIERRA = 1.03 m2.
S. TERRAPLEN = 0.01 m2.
S. VEGETAL = 1.09 m2.

S. ZA = 1.77 m2.

**Pk=0+840**

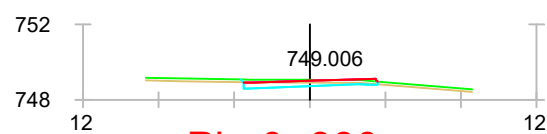
S. FIRME = 1.78 m2.
S. D TIERRA = 0.13 m2.
S. TERRAPLEN = 0.40 m2.
S. VEGETAL = 1.10 m2.

S. ZA = 1.79 m2.

**Pk=0+860**


S. FIRME = 1.78 m2.
S. D TIERRA = 0.86 m2.
S. TERRAPLEN = 0.22 m2.
S. VEGETAL = 1.12 m2.

S. ZA = 1.78 m2.

**Pk=0+880**

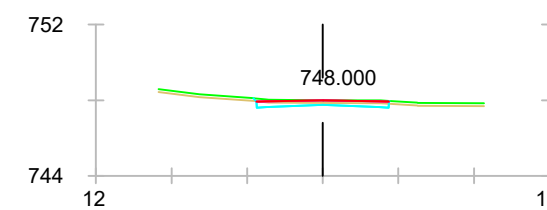
S. FIRME = 2.00 m2.
S. D TIERRA = 1.24 m2.
S. TERRAPLEN = 0.01 m2.
S. VEGETAL = 1.09 m2.

S. ZA = 2.00 m2.

**Pk=0+900**

S. FIRME = 2.10 m2.
S. D TIERRA = 1.20 m2.
S. TERRAPLEN = 0.01 m2.
S. VEGETAL = 1.11 m2.

S. ZA = 2.10 m2.

**Pk=0+911.430**

S. FIRME = 1.99 m2.
S. D TIERRA = 1.24 m2.
S. TERRAPLEN = 0.02 m2.
S. VEGETAL = 1.08 m2.

S. ZA = 1.99 m2.