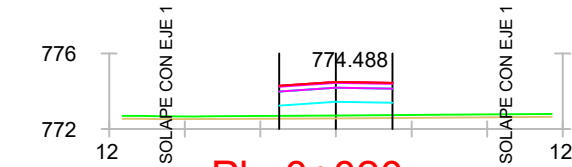
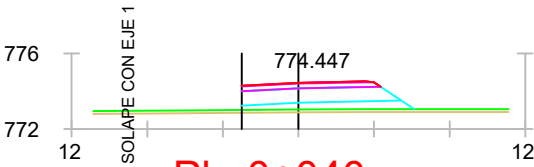


Pk=0+000



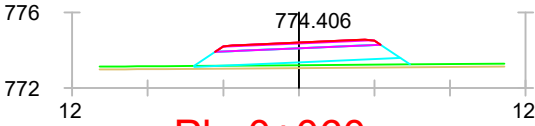
Pk=0+020

S. FIRME = 1.80 m2. S. ZA = 1.50 m2.  
S. SUELO SEL 1 = 4.50 m2. S. AC16SURFD = 0.30 m2.  
S. TERRAPLEN = 4.85 m2.  
S. VEGETAL = 0.90 m2.



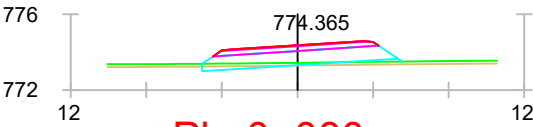
Pk=0+040

S. FIRME = 2.13 m2. S. ZA = 1.79 m2.  
S. SUELO SEL 1 = 5.92 m2. S. AC16SURFD = 0.34 m2.  
S. TERRAPLEN = 4.68 m2.  
S. VEGETAL = 1.37 m2.



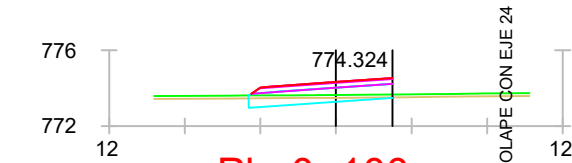
Pk=0+060

S. FIRME = 2.47 m2. S. ZA = 2.09 m2.  
S. SUELO SEL 1 = 7.41 m2. S. AC16SURFD = 0.38 m2.  
S. TERRAPLEN = 3.36 m2.  
S. VEGETAL = 1.72 m2.



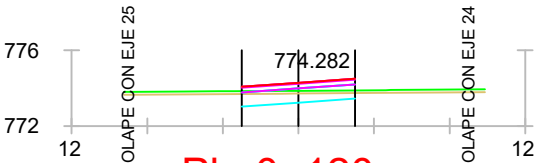
Pk=0+080

S. FIRME = 2.47 m2. S. VEGETAL = 1.59 m2.  
S. D TIERRA = 0.56 m2. S. ZA = 2.09 m2.  
S. SUELO SEL 1 = 7.29 m2. S. AC16SURFD = 0.38 m2.  
S. TERRAPLEN = 0.95 m2.



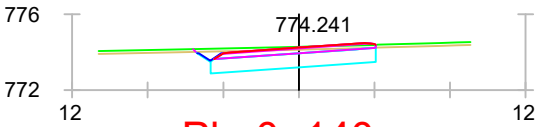
Pk=0+100

S. FIRME = 2.16 m2. S. ZA = 1.82 m2.  
S. D TIERRA = 2.05 m2. S. AC16SURFD = 0.35 m2.  
S. SUELO SEL 1 = 5.71 m2.  
S. VEGETAL = 1.14 m2.



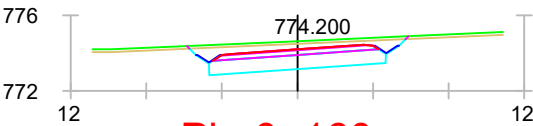
Pk=0+120

S. FIRME = 1.80 m2. S. ZA = 1.50 m2.  
S. D TIERRA = 2.88 m2. S. AC16SURFD = 0.30 m2.  
S. SUELO SEL 1 = 4.50 m2.  
S. VEGETAL = 0.90 m2.



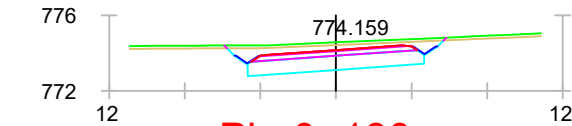
Pk=0+140

S. FIRME = 2.46 m2. S. VEGETAL = 1.44 m2.  
S. REVES CUNETA = 0.08 m2. S. ZA = 2.08 m2.  
S. D TIERRA = 8.56 m2. S. AC16SURFD = 0.38 m2.  
S. SUELO SEL 1 = 6.54 m2.



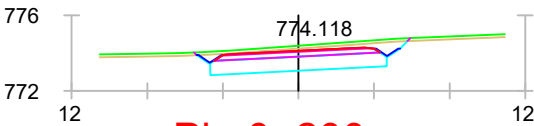
Pk=0+160

S. FIRME = 2.47 m2. S. VEGETAL = 1.74 m2.  
S. REVES CUNETA = 0.15 m2. S. ZA = 2.09 m2.  
S. D TIERRA = 13.38 m2. S. AC16SURFD = 0.38 m2.  
S. SUELO SEL 1 = 6.94 m2.



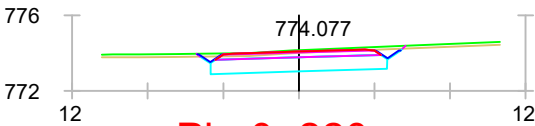
Pk=0+180

S. FIRME = 2.47 m2. S. VEGETAL = 1.74 m2.  
S. REVES CUNETA = 0.15 m2. S. ZA = 2.09 m2.  
S. D TIERRA = 13.18 m2. S. AC16SURFD = 0.38 m2.  
S. SUELO SEL 1 = 6.94 m2.




Pk=0+200

S. FIRME = 2.47 m2. S. VEGETAL = 1.70 m2.  
S. REVES CUNETA = 0.15 m2. S. ZA = 2.09 m2.  
S. D TIERRA = 11.60 m2. S. AC16SURFD = 0.38 m2.  
S. SUELO SEL 1 = 6.94 m2.



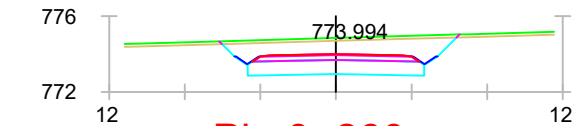
Pk=0+220

S. FIRME = 2.47 m2. S. VEGETAL = 1.63 m2.  
S. REVES CUNETA = 0.15 m2. S. ZA = 2.09 m2.  
S. D TIERRA = 9.41 m2. S. AC16SURFD = 0.38 m2.  
S. SUELO SEL 1 = 6.95 m2.



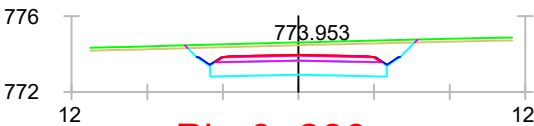
Pk=0+240

S. FIRME = 2.47 m2. S. VEGETAL = 1.77 m2.  
S. REVES CUNETA = 0.15 m2. S. ZA = 2.10 m2.  
S. D TIERRA = 14.49 m2. S. AC16SURFD = 0.38 m2.  
S. SUELO SEL 1 = 6.95 m2.



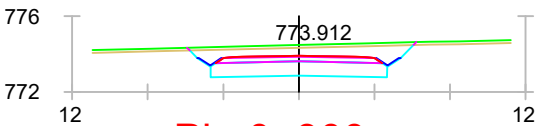
Pk=0+260

S. FIRME = 2.48 m2. S. VEGETAL = 1.88 m2.  
S. REVES CUNETA = 0.15 m2. S. ZA = 2.10 m2.  
S. D TIERRA = 19.04 m2. S. AC16SURFD = 0.38 m2.  
S. SUELO SEL 1 = 6.96 m2.



Pk=0+280

S. FIRME = 2.48 m2. S. VEGETAL = 1.83 m2.  
S. REVES CUNETA = 0.15 m2. S. ZA = 2.11 m2.  
S. D TIERRA = 16.65 m2. S. AC16SURFD = 0.38 m2.  
S. SUELO SEL 1 = 6.96 m2.



Pk=0+300

S. FIRME = 2.48 m2. S. VEGETAL = 1.80 m2.  
S. REVES CUNETA = 0.15 m2. S. ZA = 2.10 m2.  
S. D TIERRA = 15.54 m2. S. AC16SURFD = 0.38 m2.  
S. SUELO SEL 1 = 6.96 m2.