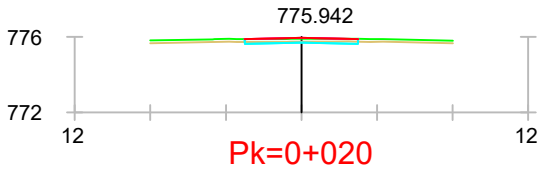
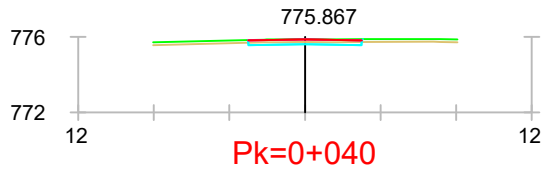


S. FIRME = 1.50 m2.  
S. D TIERRA = 0.47 m2.  
S. TERRAPLEN = 0.00 m2.  
S. VEGETAL = 0.90 m2.

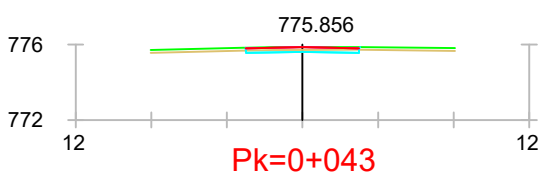


S. ZA = 1.50 m2.



S. FIRME = 1.50 m2.  
S. D TIERRA = 0.78 m2.  
S. TERRAPLEN = 0.01 m2.  
S. VEGETAL = 0.91 m2.

S. ZA = 1.50 m2.



S. FIRME = 1.50 m2.  
S. D TIERRA = 0.76 m2.  
S. TERRAPLEN = 0.01 m2.  
S. VEGETAL = 0.91 m2.

S. ZA = 1.50 m2.