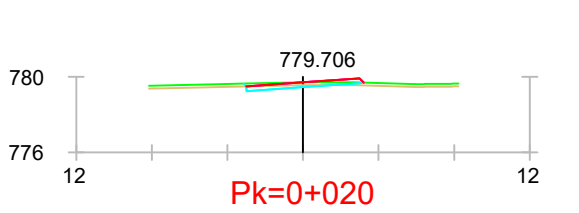
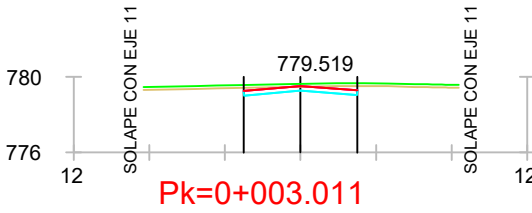
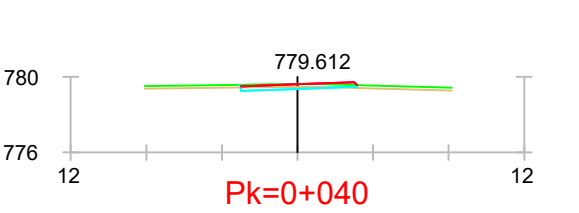


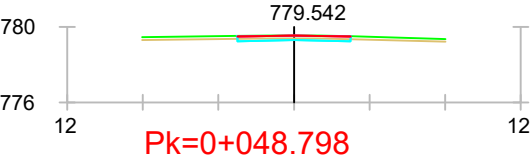
S. FIRME = 1.50 m2.
S. D TIERRA = 1.97 m2.
S. VEGETAL = 0.90 m2.
S. ZA = 1.50 m2.



S. FIRME = 1.53 m2.
S. D TIERRA = 0.60 m2.
S. TERRAPLEN = 0.12 m2.
S. VEGETAL = 0.96 m2.
S. ZA = 1.53 m2.



S. FIRME = 1.53 m2.
S. D TIERRA = 0.54 m2.
S. TERRAPLEN = 0.05 m2.
S. VEGETAL = 0.94 m2.
S. ZA = 1.53 m2.



S. FIRME = 1.50 m2.
S. D TIERRA = 0.72 m2.
S. TERRAPLEN = 0.01 m2.
S. VEGETAL = 0.91 m2.
S. ZA = 1.50 m2.