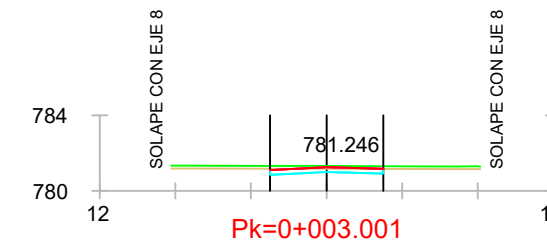
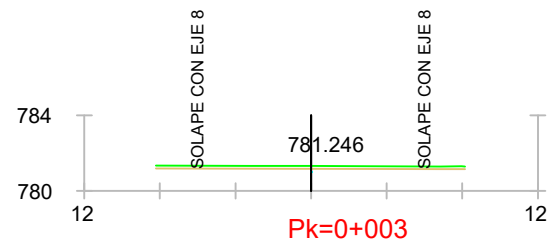
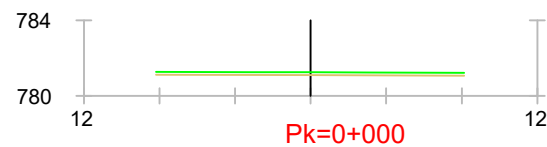
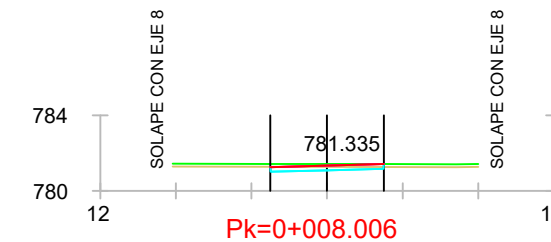


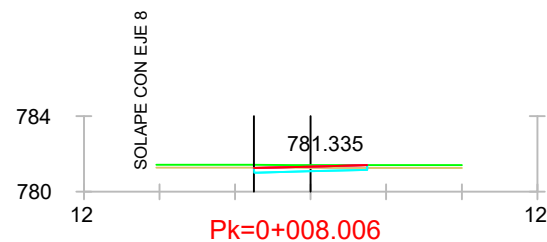
EJE 15



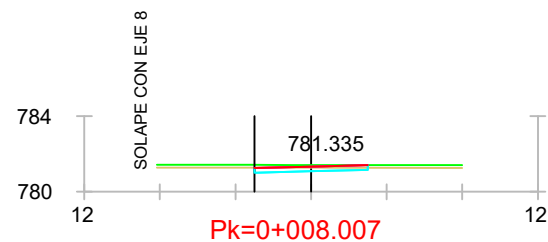
S. FIRME = 1.50 m2.
S. D TIERRA = 1.33 m2.
S. VEGETAL = 0.90 m2.
S. ZA = 1.50 m2.



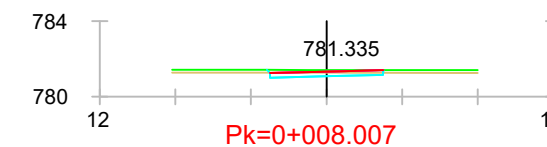
S. FIRME = 1.50 m2.
S. D TIERRA = 1.10 m2.
S. VEGETAL = 0.90 m2.
S. ZA = 1.50 m2.



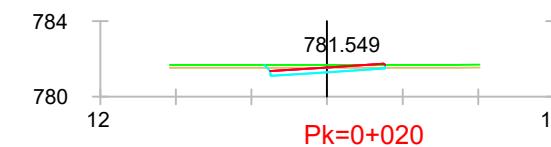
S. FIRME = 1.50 m2.
S. D TIERRA = 1.10 m2.
S. VEGETAL = 0.90 m2.
S. ZA = 1.50 m2.



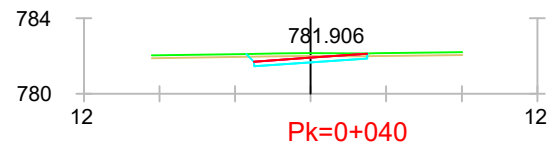
S. FIRME = 1.50 m2.
S. D TIERRA = 1.10 m2.
S. VEGETAL = 0.90 m2.
S. ZA = 1.50 m2.



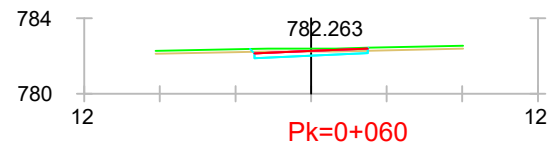
S. FIRME = 1.50 m2.
S. D TIERRA = 1.10 m2.
S. TERRAPLEN = 0.01 m2.
S. VEGETAL = 0.92 m2.
S. ZA = 1.50 m2.



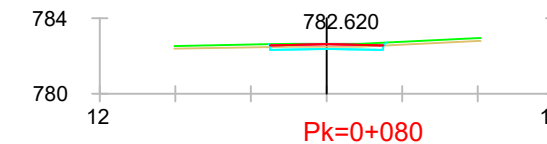
S. FIRME = 1.51 m2.
S. D TIERRA = 1.38 m2.
S. TERRAPLEN = 0.01 m2.
S. VEGETAL = 0.96 m2.
S. ZA = 1.51 m2.



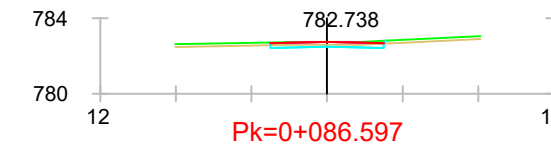
S. FIRME = 1.50 m2.
S. D TIERRA = 2.02 m2.
S. TERRAPLEN = 0.01 m2.
S. VEGETAL = 0.97 m2.
S. ZA = 1.50 m2.



S. FIRME = 1.50 m2.
S. D TIERRA = 1.40 m2.
S. TERRAPLEN = 0.02 m2.
S. VEGETAL = 0.94 m2.
S. ZA = 1.50 m2.



S. FIRME = 1.50 m2.
S. D TIERRA = 0.94 m2.
S. TERRAPLEN = 0.02 m2.
S. VEGETAL = 0.93 m2.
S. ZA = 1.50 m2.



S. FIRME = 1.50 m2.
S. D TIERRA = 0.80 m2.
S. TERRAPLEN = 0.02 m2.
S. VEGETAL = 0.92 m2.
S. ZA = 1.50 m2.