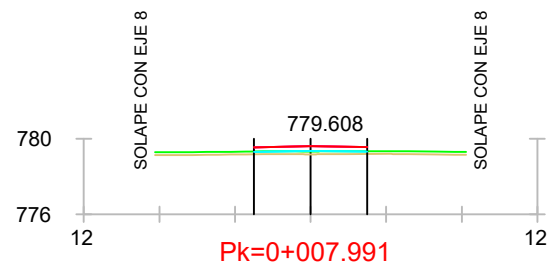
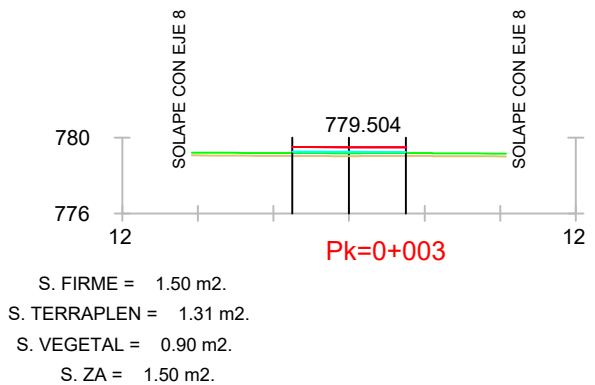
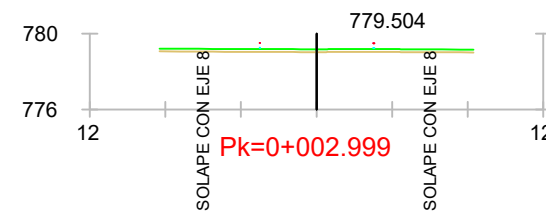
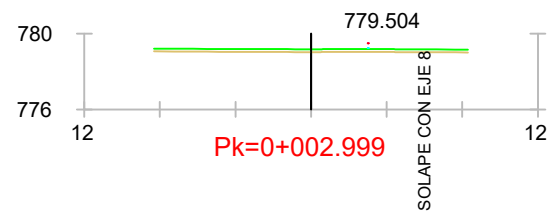
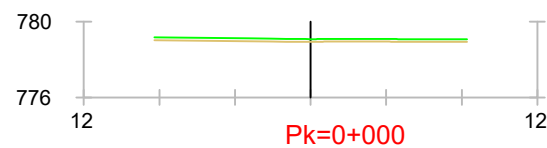
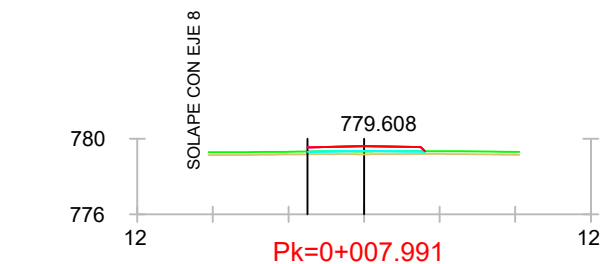


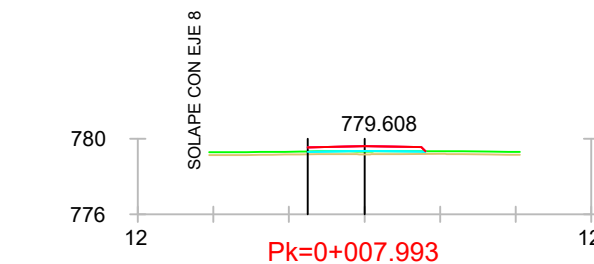
## EJE 13



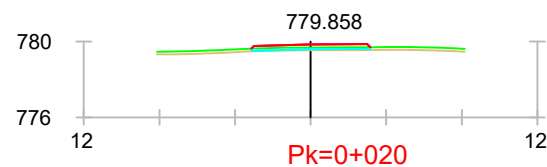
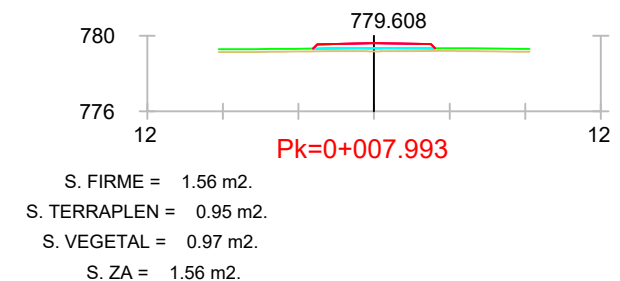
S. FIRME = 1.50 m2.  
S. TERRAPLEN = 0.89 m2.  
S. VEGETAL = 0.90 m2.  
S. ZA = 1.50 m2.



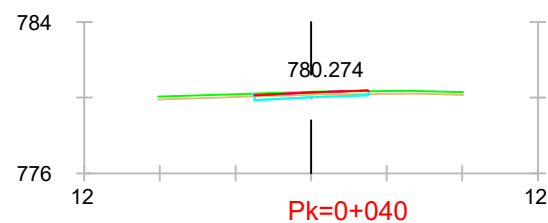
S. FIRME = 1.53 m2.  
S. TERRAPLEN = 0.92 m2.  
S. VEGETAL = 0.93 m2.  
S. ZA = 1.53 m2.



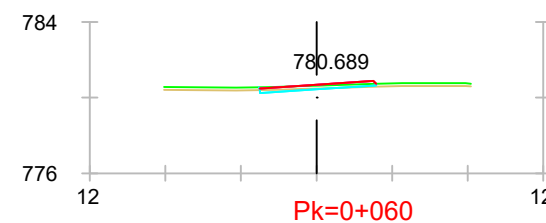
S. FIRME = 1.53 m2.  
S. TERRAPLEN = 0.92 m2.  
S. VEGETAL = 0.93 m2.  
S. ZA = 1.53 m2.



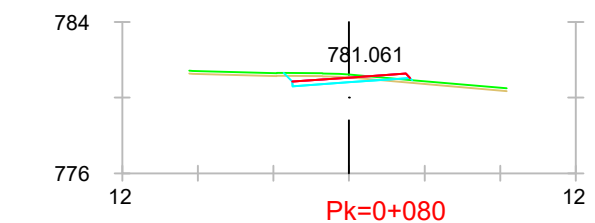
S. FIRME = 1.55 m2.  
S. TERRAPLEN = 0.32 m2.  
S. VEGETAL = 0.94 m2.  
S. ZA = 1.55 m2.



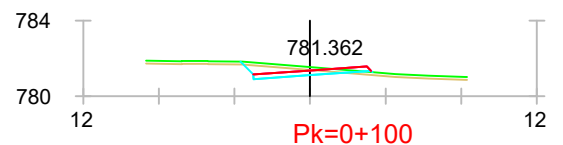
S. FIRME = 1.51 m2.  
S. D TIERRA = 0.79 m2.  
S. TERRAPLEN = 0.01 m2.  
S. VEGETAL = 0.92 m2.  
S. ZA = 1.51 m2.



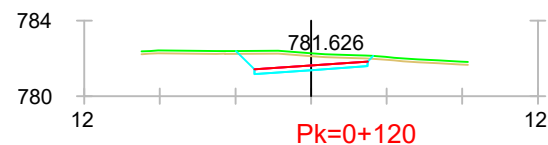
S. FIRME = 1.52 m2.  
S. D TIERRA = 0.33 m2.  
S. TERRAPLEN = 0.08 m2.  
S. VEGETAL = 0.93 m2.  
S. ZA = 1.52 m2.



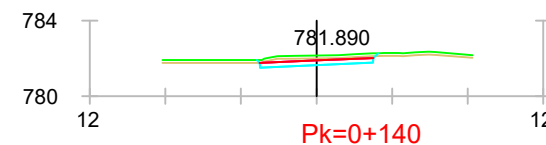
S. FIRME = 1.53 m2.  
S. D TIERRA = 1.53 m2.  
S. TERRAPLEN = 0.23 m2.  
S. VEGETAL = 1.02 m2.  
S. ZA = 1.53 m2.



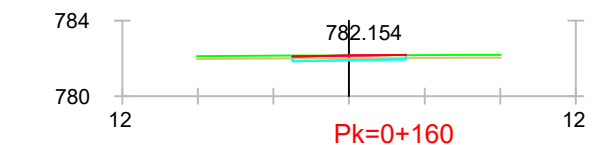
S. FIRME = 1.53 m2.  
S. D TIERRA = 1.89 m2.  
S. TERRAPLEN = 0.18 m2.  
S. VEGETAL = 1.05 m2.  
S. ZA = 1.53 m2.



S. FIRME = 1.50 m2.  
S. D TIERRA = 4.88 m2.  
S. TERRAPLEN = 0.02 m2.  
S. VEGETAL = 1.09 m2.  
S. ZA = 1.50 m2.



S. FIRME = 1.50 m2.  
S. D TIERRA = 2.16 m2.  
S. TERRAPLEN = 0.02 m2.  
S. VEGETAL = 0.96 m2.  
S. ZA = 1.50 m2.



S. FIRME = 1.50 m2.  
S. D TIERRA = 0.66 m2.  
S. TERRAPLEN = 0.01 m2.  
S. VEGETAL = 0.91 m2.  
S. ZA = 1.50 m2.