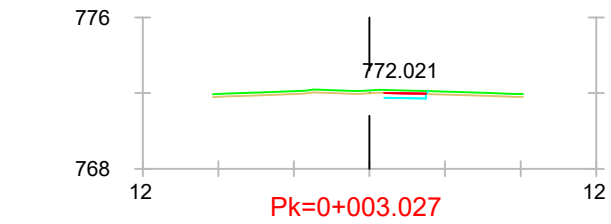
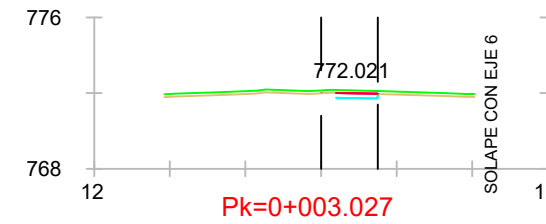
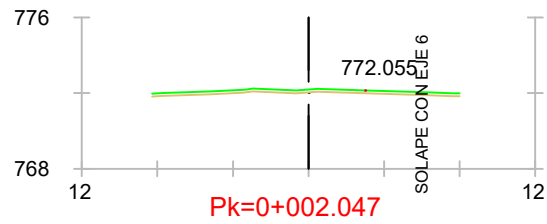
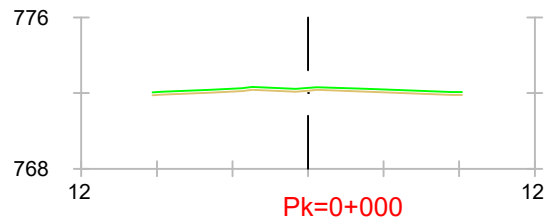
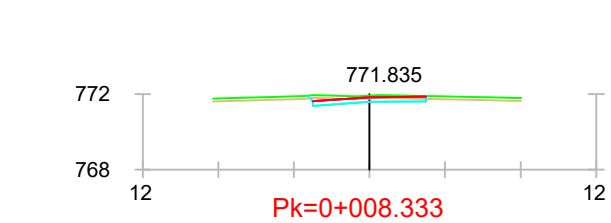
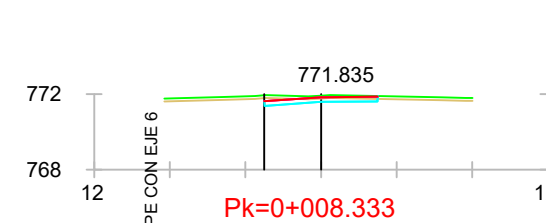
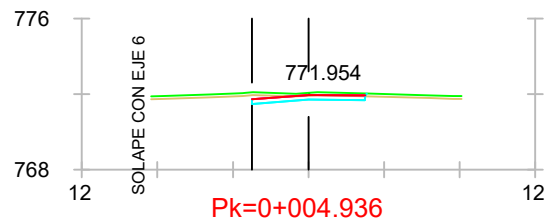
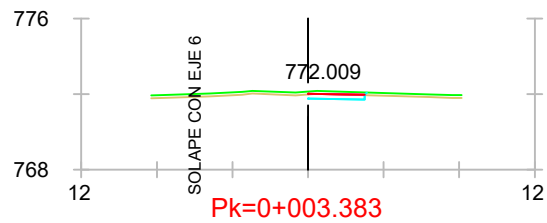


EJE 8



S. FIRME = 0.55 m2.
S. D TIERRA = 0.54 m2.
S. VEGETAL = 0.33 m2.
S. ZA = 0.55 m2.

S. FIRME = 0.55 m2.
S. D TIERRA = 0.54 m2.
S. TERRAPLEN = 0.01 m2.
S. VEGETAL = 0.35 m2.
S. ZA = 0.55 m2.

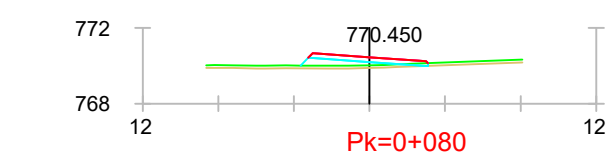
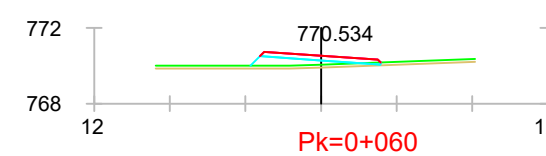
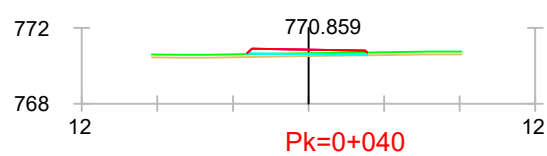
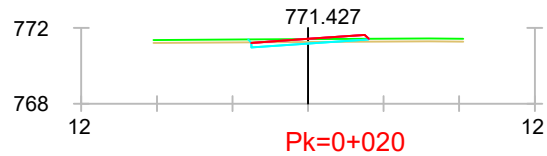


S. FIRME = 0.75 m2.
S. D TIERRA = 0.73 m2.
S. TERRAPLEN = 0.01 m2.
S. VEGETAL = 0.47 m2.
S. ZA = 0.75 m2.

S. FIRME = 1.50 m2.
S. D TIERRA = 1.60 m2.
S. TERRAPLEN = 0.01 m2.
S. VEGETAL = 0.91 m2.
S. ZA = 1.50 m2.

S. FIRME = 1.50 m2.
S. D TIERRA = 1.32 m2.
S. TERRAPLEN = 0.00 m2.
S. VEGETAL = 0.90 m2.
S. ZA = 1.50 m2.

S. FIRME = 1.50 m2.
S. D TIERRA = 1.34 m2.
S. TERRAPLEN = 0.01 m2.
S. VEGETAL = 0.95 m2.
S. ZA = 1.50 m2.

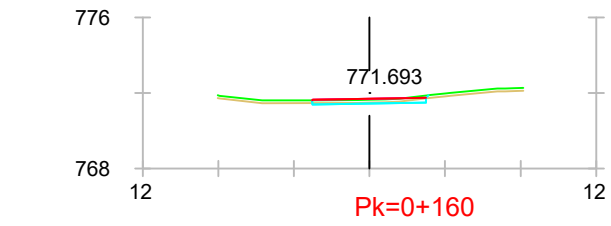
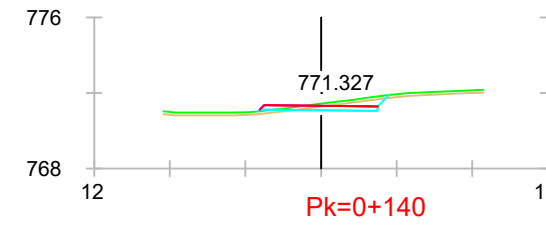
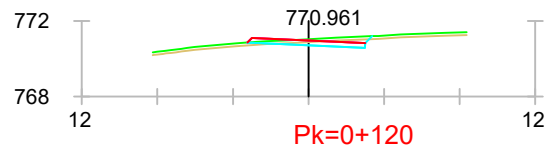
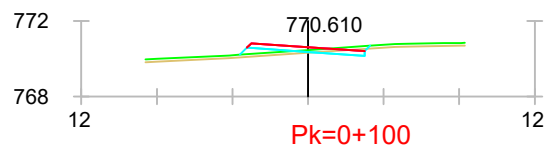


S. FIRME = 1.53 m2.
S. D TIERRA = 0.57 m2.
S. TERRAPLEN = 0.14 m2.
S. VEGETAL = 0.96 m2.
S. ZA = 1.53 m2.

S. FIRME = 1.55 m2.
S. D TIERRA = 0.63 m2.
S. VEGETAL = 0.96 m2.
S. ZA = 1.55 m2.

S. FIRME = 1.56 m2.
S. D TIERRA = 2.57 m2.
S. VEGETAL = 1.03 m2.
S. ZA = 1.56 m2.

S. FIRME = 1.55 m2.
S. D TIERRA = 2.10 m2.
S. VEGETAL = 1.01 m2.
S. ZA = 1.55 m2.



S. FIRME = 1.53 m2.
S. D TIERRA = 0.50 m2.
S. TERRAPLEN = 1.02 m2.
S. VEGETAL = 1.03 m2.
S. ZA = 1.53 m2.

S. FIRME = 1.53 m2.
S. D TIERRA = 1.14 m2.
S. TERRAPLEN = 0.11 m2.
S. VEGETAL = 0.99 m2.
S. ZA = 1.53 m2.

S. FIRME = 1.53 m2.
S. D TIERRA = 1.46 m2.
S. TERRAPLEN = 0.24 m2.
S. VEGETAL = 1.04 m2.
S. ZA = 1.53 m2.

S. FIRME = 1.50 m2.
S. D TIERRA = 0.46 m2.
S. TERRAPLEN = 0.01 m2.
S. VEGETAL = 0.92 m2.
S. ZA = 1.50 m2.