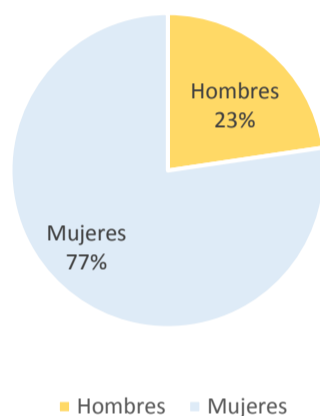


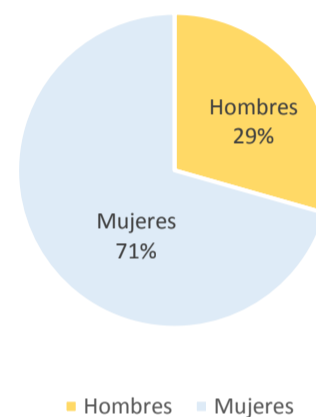
DISTRIBUCIÓN DEL PERSONAL POR ESTAMENTOS Y SEXOS

	Hombres	Mujeres	Total
Datos a 31/12/2021			
Personal Directivo	5	12	17
Personal Facultativo	498	750	1248
Personal Sanitario	540	4046	4586
Personal Gestión y Servicios	606	1255	1861
Personal Residente	242	390	632
Totales	1.891	6.453	8.344

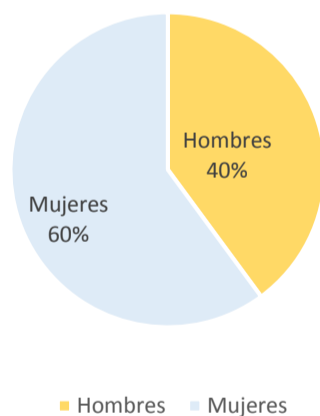
Total de efectivos



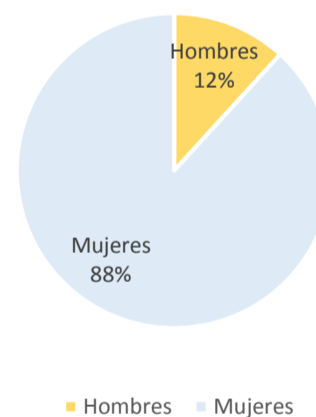
Personal Directivo



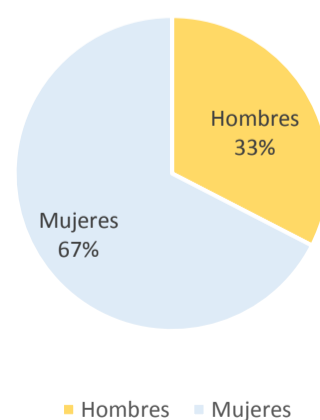
Personal Facultativo



Personal Sanitario



Personal Gestión y Servicios



Personal Residente

