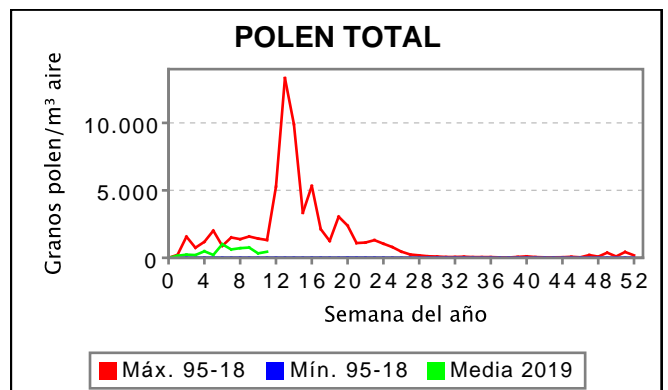
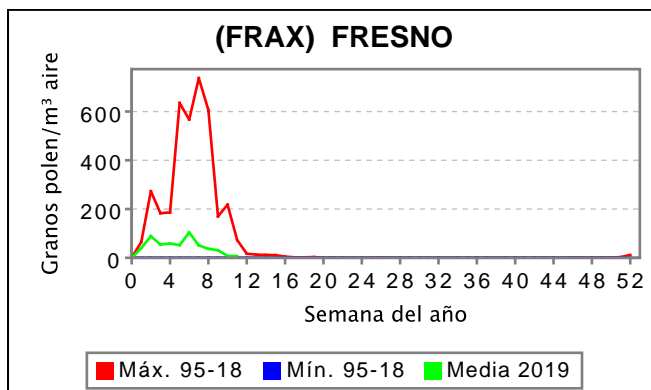
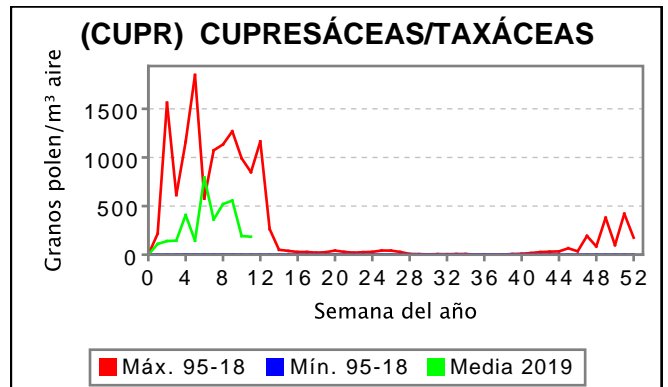
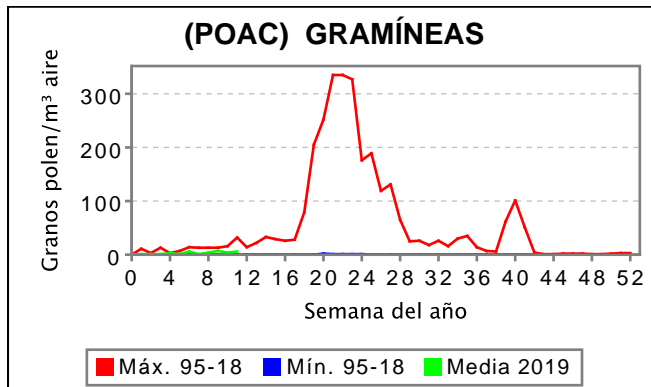


RED PALINOCAM. Sistema de Vigilancia de Polen en Madrid

BOLETÍN DE INFORMACIÓN SEMANAL POR CAPTADOR

Semana 10/2019 del 04/03/2019 al 10/03/2019. Todos los captadores

Área de Vigilancia de Riesgos Ambientales en Salud



Granos de polen por m³ de aire, cada día de la semana, en cada captador
(L=lunes; M=martes; X=miércoles; J=jueves; V=viernes; S=sábado; D=domingo)

MEDIA DE LA RED				
	POAC	CUPR	FRAX	POLEN TOTAL
L	6	504	23	733
M	4	155	11	289
X	2	310	9	450
J	1	34	3	86
V	2	29	3	102
S	4	108	3	215
D	8	202	5	440
MEDIA	4	192	8	331
MAX	8	504	23	733
MIN	1	29	3	86

ALCALÁ DE HENARES				
	POAC	CUPR	FRAX	POLEN TOTAL
L	6	1884	24	2598
M	3	519	7	851
X	3	1299	6	1678
J	1	78	3	194
V	0	40	3	116
S	1	221	4	346
D	4	302	6	702

ALCOBENDAS				
	POAC	CUPR	FRAX	POLEN TOTAL
L	2	429	8	520
M	2	178	4	293
X	ND	ND	ND	ND
J	1	57	1	96
V	ND	ND	ND	ND
S	ND	ND	ND	ND
D	11	173	10	315

ARANJUEZ				
	POAC	CUPR	FRAX	POLEN TOTAL
L	2	446	7	653
M	2	154	10	277
X	1	202	3	314
J	0	16	0	71
V	0	15	0	46
S	3	151	0	270
D	14	229	0	416

COLLADO VILLALBA				
	POAC	CUPR	FRAX	POLEN TOTAL
L	10	149	101	289
M	8	174	33	266
X	0	66	28	108
J				
V				
S				
D				

COSLADA				
	POAC	CUPR	FRAX	POLEN TOTAL
L	3	377	1	543
M	5	128	13	253
X	2	196	9	334
J	2	34	3	115
V	1	17	1	105
S	2	71	1	173
D	3	198	0	476

GETAFE				
	POAC	CUPR	FRAX	POLEN TOTAL
L	5	211	18	318
M	1	30	9	76
X	1	156	12	219
J	0	15	8	39
V	1	26	4	77
S	2	86	8	141
D	9	170	6	308

LAS ROZAS				
	POAC	CUPR	FRAX	POLEN TOTAL
L	9	316	18	468
M	7	76	17	230
X	2	95	6	166
J	1	45	4	92
V	7	50	6	122
S	9	97	4	211
D	9	173	10	365

LEGANÉS				
	POAC	CUPR	FRAX	POLEN TOTAL
L	ND	ND	ND	ND
M	ND	ND	ND	ND
X	ND	ND	ND	ND
J	ND	ND	ND	ND
V	ND	ND	ND	ND
S	ND	ND	ND	ND
D	ND	ND	ND	ND

MADRID-ARGANZUELA				
	POAC	CUPR	FRAX	POLEN TOTAL
L	9	504	26	966
M	5	102	7	314
X	2	316	5	616
J	1	21	1	72
V	3	48	5	223
S	8	73	3	222
D	8	188	3	535

MADRID-BARRIO SALAMANCA				
	POAC	CUPR	FRAX	POLEN TOTAL
L	12	194	24	336
M	1	63	5	120
X	2	190	6	276
J	2	9	5	35
V	1	8	4	37
S	4	43	4	126
D	3	171	6	391

MADRID-CIUDAD UNIVERSITARIA				
	POAC	CUPR	FRAX	POLEN TOTAL
L	4	527	3	622
M	4	128	8	209
X	1	274	7	343
J	1	28	3	60
V	2	28	1	87
S	4	122	1	230
D	9	215	6	452